

**MUNICIPIO DE IZUCAR DE MATAMOROS**  
Estado de Puebla  
**Analfitico Mes a Junio de Egresos Pagados por Capitulo del Gasto al 31/may.**  
(Cuentas con Movimientos)  
(Cifras en pesos y centavos)

Fecha y hora de Impresión: 09/jun/2018 04:26 p.m.

Objeto del Gasto	Presupuesto Vigente	Ene	Feb	Mar	Abr	May	Jun	Jul	Ago	Sep	Oct	Nov	Dic	Total	Diferencia (Vigente - Total)
1000 SERVICIOS PERSONALES	\$69,891,142.98	\$4,127,934.59	\$4,085,938.12	\$4,086,657.57	\$3,989,319.44	\$3,847,280.85	\$0.00	\$0.00	\$0.00	\$0.00	\$0.00	\$0.00	\$0.00	\$20,137,130.57	\$49,554,012.41
1100 REMUNERACIONES AL PERSONAL DE	\$42,658,790.68	\$4,127,934.59	\$4,078,251.53	\$4,086,657.57	\$3,989,319.44	\$3,847,280.85	\$0.00	\$0.00	\$0.00	\$0.00	\$0.00	\$0.00	\$0.00	\$20,129,443.98	\$22,529,346.70
1130 Sueldos base al personal permanente	\$42,658,790.68	\$4,127,934.59	\$4,078,251.53	\$4,086,657.57	\$3,989,319.44	\$3,847,280.85	\$0.00	\$0.00	\$0.00	\$0.00	\$0.00	\$0.00	\$0.00	\$20,129,443.98	\$22,529,346.70
1132 Sueldo Base al Personal de Confianza	\$42,658,790.68	\$4,127,934.59	\$4,078,251.53	\$4,086,657.57	\$3,989,319.44	\$3,847,280.85	\$0.00	\$0.00	\$0.00	\$0.00	\$0.00	\$0.00	\$0.00	\$20,129,443.98	\$22,529,346.70
1200 REMUNERACION DE CARACTER EVENT	\$278,193.95	\$0.00	\$0.00	\$0.00	\$0.00	\$0.00	\$0.00	\$0.00	\$0.00	\$0.00	\$0.00	\$0.00	\$0.00	\$0.00	\$278,193.95
1220 Sueldos base al personal eventual	\$278,193.95	\$0.00	\$0.00	\$0.00	\$0.00	\$0.00	\$0.00	\$0.00	\$0.00	\$0.00	\$0.00	\$0.00	\$0.00	\$0.00	\$278,193.95
1221 Sueldos base al personal eventual	\$278,193.95	\$0.00	\$0.00	\$0.00	\$0.00	\$0.00	\$0.00	\$0.00	\$0.00	\$0.00	\$0.00	\$0.00	\$0.00	\$0.00	\$278,193.95
1300 REMUNERACIONES ADICIONALES Y ES	\$26,414,867.19	\$0.00	\$0.00	\$0.00	\$0.00	\$0.00	\$0.00	\$0.00	\$0.00	\$0.00	\$0.00	\$0.00	\$0.00	\$0.00	\$26,414,867.19
1340 Compensaciones	\$26,414,867.19	\$0.00	\$0.00	\$0.00	\$0.00	\$0.00	\$0.00	\$0.00	\$0.00	\$0.00	\$0.00	\$0.00	\$0.00	\$0.00	\$26,414,867.19
1500 OTRAS PRESTACIONES SOCIALES Y EI	\$339,291.16	\$0.00	\$7,686.59	\$0.00	\$0.00	\$0.00	\$0.00	\$0.00	\$0.00	\$0.00	\$0.00	\$0.00	\$0.00	\$7,686.59	\$331,604.57
1520 Indemnizaciones	\$339,291.16	\$0.00	\$7,686.59	\$0.00	\$0.00	\$0.00	\$0.00	\$0.00	\$0.00	\$0.00	\$0.00	\$0.00	\$0.00	\$7,686.59	\$331,604.57
1521 Indemnizaciones	\$339,291.16	\$0.00	\$7,686.59	\$0.00	\$0.00	\$0.00	\$0.00	\$0.00	\$0.00	\$0.00	\$0.00	\$0.00	\$0.00	\$7,686.59	\$331,604.57
2000 MATERIALES Y SUMINISTROS	\$19,856,681.79	\$1,237,125.63	\$1,053,989.23	\$441,587.37	\$2,004,526.10	\$2,379,848.40	\$0.00	\$0.00	\$0.00	\$0.00	\$0.00	\$0.00	\$0.00	\$7,117,086.73	\$12,739,595.06
2100 MATERIALES DE ADMINISTRACIÓN, EM	\$5,294,666.10	\$182,444.19	\$44,948.80	\$81,427.01	\$375,307.99	\$824,172.30	\$0.00	\$0.00	\$0.00	\$0.00	\$0.00	\$0.00	\$0.00	\$1,518,300.29	\$3,776,355.81
2110 Materiales, útiles y equipos menores de ofi	\$2,593,810.17	\$52,247.83	\$872.00	\$6,684.01	\$291,855.48	\$426,631.57	\$0.00	\$0.00	\$0.00	\$0.00	\$0.00	\$0.00	\$0.00	\$778,230.89	\$1,815,579.28
2111 Materiales, útiles y equipos menores de ofi	\$2,593,810.17	\$52,247.83	\$872.00	\$6,684.01	\$291,855.48	\$426,631.57	\$0.00	\$0.00	\$0.00	\$0.00	\$0.00	\$0.00	\$0.00	\$778,230.89	\$1,815,579.28
2120 Materiales y útiles de impresión y reproduc	\$1,338,419.69	\$36,540.00	\$17,144.80	\$34,858.00	\$34,382.40	\$104,374.72	\$0.00	\$0.00	\$0.00	\$0.00	\$0.00	\$0.00	\$0.00	\$227,299.92	\$1,111,119.77
2121 Materiales y útiles de impresión y reproduc	\$1,338,419.69	\$36,540.00	\$17,144.80	\$34,858.00	\$34,382.40	\$104,374.72	\$0.00	\$0.00	\$0.00	\$0.00	\$0.00	\$0.00	\$0.00	\$227,299.92	\$1,111,119.77
2130 Material estadístico y geográfico	\$15,784.24	\$0.00	\$0.00	\$0.00	\$0.00	\$0.00	\$0.00	\$0.00	\$0.00	\$0.00	\$0.00	\$0.00	\$0.00	\$0.00	\$15,784.24
2131 Material estadístico y geográfico	\$15,784.24	\$0.00	\$0.00	\$0.00	\$0.00	\$0.00	\$0.00	\$0.00	\$0.00	\$0.00	\$0.00	\$0.00	\$0.00	\$0.00	\$15,784.24
2140 Materiales, útiles y equipos menores de tex	\$428,862.84	\$45,739.63	\$530.00	\$602.00	\$31,797.20	\$80,608.97	\$0.00	\$0.00	\$0.00	\$0.00	\$0.00	\$0.00	\$0.00	\$159,277.80	\$267,585.04
2141 Materiales, útiles y equipos menores de tex	\$428,862.84	\$45,739.63	\$530.00	\$602.00	\$31,797.20	\$80,608.97	\$0.00	\$0.00	\$0.00	\$0.00	\$0.00	\$0.00	\$0.00	\$159,277.80	\$267,585.04
2150 Material impreso e información digital	\$72,222.96	\$0.00	\$0.00	\$0.00	\$0.00	\$0.00	\$0.00	\$0.00	\$0.00	\$0.00	\$0.00	\$0.00	\$0.00	\$0.00	\$72,222.96
2151 Material impreso e información digital	\$72,222.96	\$0.00	\$0.00	\$0.00	\$0.00	\$0.00	\$0.00	\$0.00	\$0.00	\$0.00	\$0.00	\$0.00	\$0.00	\$0.00	\$72,222.96
2160 Material de limpieza	\$725,972.02	\$57,916.73	\$26,462.00	\$39,283.00	\$17,272.91	\$138,212.04	\$0.00	\$0.00	\$0.00	\$0.00	\$0.00	\$0.00	\$0.00	\$279,146.68	\$446,825.34
2161 Material de limpieza	\$725,972.02	\$57,916.73	\$26,462.00	\$39,283.00	\$17,272.91	\$138,212.04	\$0.00	\$0.00	\$0.00	\$0.00	\$0.00	\$0.00	\$0.00	\$279,146.68	\$446,825.34
2170 Materiales y útiles de enseñanza	\$41,584.18	\$0.00	\$0.00	\$0.00	\$0.00	\$0.00	\$0.00	\$0.00	\$0.00	\$0.00	\$0.00	\$0.00	\$0.00	\$0.00	\$41,584.18
2171 Materiales y útiles de enseñanza	\$41,584.18	\$0.00	\$0.00	\$0.00	\$0.00	\$0.00	\$0.00	\$0.00	\$0.00	\$0.00	\$0.00	\$0.00	\$0.00	\$0.00	\$41,584.18
2180 Materiales para el registro e identificación c	\$80,000.00	\$0.00	\$0.00	\$0.00	\$0.00	\$74,345.00	\$0.00	\$0.00	\$0.00	\$0.00	\$0.00	\$0.00	\$0.00	\$74,345.00	\$5,655.00
2181 Materiales para el registro e identificación c	\$80,000.00	\$0.00	\$0.00	\$0.00	\$0.00	\$74,345.00	\$0.00	\$0.00	\$0.00	\$0.00	\$0.00	\$0.00	\$0.00	\$74,345.00	\$5,655.00
2200 ALIMENTOS Y UTENSILIOS	\$2,285,284.69	\$126,247.68	\$129,852.40	\$105,015.43	\$707,691.68	\$364,869.90	\$0.00	\$0.00	\$0.00	\$0.00	\$0.00	\$0.00	\$0.00	\$1,433,677.09	\$851,607.60
2210 Productos alimenticios para personas	\$2,229,327.58	\$120,598.48	\$129,397.88	\$104,925.43	\$702,534.10	\$357,124.90	\$0.00	\$0.00	\$0.00	\$0.00	\$0.00	\$0.00	\$0.00	\$1,414,580.79	\$814,746.79
2211 Productos alimenticios para personas	\$2,229,327.58	\$120,598.48	\$129,397.88	\$104,925.43	\$702,534.10	\$357,124.90	\$0.00	\$0.00	\$0.00	\$0.00	\$0.00	\$0.00	\$0.00	\$1,414,580.79	\$814,746.79
2230 Utensilios para el servicio de alimentación	\$55,957.11	\$5,649.20	\$454.52	\$90.00	\$5,157.58	\$7,745.00	\$0.00	\$0.00	\$0.00	\$0.00	\$0.00	\$0.00	\$0.00	\$19,096.30	\$36,860.81
2231 Utensilios para el servicio de alimentación	\$55,957.11	\$5,649.20	\$454.52	\$90.00	\$5,157.58	\$7,745.00	\$0.00	\$0.00	\$0.00	\$0.00	\$0.00	\$0.00	\$0.00	\$19,096.30	\$36,860.81
2300 MATERIAS PRIMAS Y MATERIALES DE I	\$524,886.71	\$29,333.65	\$24,377.70	\$28,903.25	\$88,737.79	\$139,376.38	\$0.00	\$0.00	\$0.00	\$0.00	\$0.00	\$0.00	\$0.00	\$310,728.77	\$214,157.94
2310 Productos alimenticios, agropecuarios y for	\$474,267.16	\$29,333.65	\$24,377.70	\$28,903.25	\$88,737.79	\$139,291.26	\$0.00	\$0.00	\$0.00	\$0.00	\$0.00	\$0.00	\$0.00	\$310,643.65	\$163,623.51
2311 Productos alimenticios, agropecuarios y for	\$474,267.16	\$29,333.65	\$24,377.70	\$28,903.25	\$88,737.79	\$139,291.26	\$0.00	\$0.00	\$0.00	\$0.00	\$0.00	\$0.00	\$0.00	\$310,643.65	\$163,623.51
2370 Productos de cuero, piel, plástico y hule ad	\$50,000.00	\$0.00	\$0.00	\$0.00	\$0.00	\$85.12	\$0.00	\$0.00	\$0.00	\$0.00	\$0.00	\$0.00	\$0.00	\$85.12	\$49,914.88



Utr: EVELIN  
Rep: rptAnaliticoPresupuestoEgresos

# MUNICIPIO DE IZÚCAR DE MATAMOROS

Estado de Puebla

## Análisis de Egresos Pagados por Capítulo del Gasto al 31/may/12

(Cuentas con Movimientos)

(Cifras en pesos y centavos)

Fecha y hora de Impresión: 09/jun/2018 04:26 p.m.

Objeto del Gasto	Presupuesto Vigente	Ene	Feb	Mar	Abr	May	Jun	Jul	Agó	Sep	Oct	Nov	Dic	Total	Diferencia (Vigente - Total)
2371 Productos de cuero, piel, plástico y hule ad	\$50,000.00	\$0.00	\$0.00	\$0.00	\$0.00	\$85.12	\$0.00	\$0.00	\$0.00	\$0.00	\$0.00	\$0.00	\$0.00	\$85.12	\$49,914.88
2390 Otros productos adquiridos como materia p	\$619.55	\$0.00	\$0.00	\$0.00	\$0.00	\$0.00	\$0.00	\$0.00	\$0.00	\$0.00	\$0.00	\$0.00	\$0.00	\$0.00	\$619.55
2391 Otros productos adquiridos como materia p	\$619.55	\$0.00	\$0.00	\$0.00	\$0.00	\$0.00	\$0.00	\$0.00	\$0.00	\$0.00	\$0.00	\$0.00	\$0.00	\$0.00	\$619.55
2400 MATERIALES Y ARTICULOS DE CONSTI	\$3,159,892.16	\$94,458.40	\$97,873.17	\$176,222.15	\$644,231.63	\$861,064.95	\$0.00	\$0.00	\$0.00	\$0.00	\$0.00	\$0.00	\$0.00	\$1,873,891.30	\$1,286,000.86
2410 Productos minerales no metálicos	\$651,954.85	\$0.00	\$0.00	\$0.00	\$462,326.79	\$2,647.78	\$0.00	\$0.00	\$0.00	\$0.00	\$0.00	\$0.00	\$0.00	\$464,974.57	\$186,980.28
2411 Productos minerales no metálicos	\$651,954.85	\$0.00	\$0.00	\$0.00	\$462,326.79	\$2,647.78	\$0.00	\$0.00	\$0.00	\$0.00	\$0.00	\$0.00	\$0.00	\$464,974.57	\$186,980.28
2420 Cemento y productos de concreto	\$430,095.27	\$0.00	\$0.00	\$0.00	\$18,224.66	\$206,771.74	\$0.00	\$0.00	\$0.00	\$0.00	\$0.00	\$0.00	\$0.00	\$224,996.40	\$205,098.87
2421 Cemento y productos de concreto	\$430,095.27	\$0.00	\$0.00	\$0.00	\$18,224.66	\$206,771.74	\$0.00	\$0.00	\$0.00	\$0.00	\$0.00	\$0.00	\$0.00	\$224,996.40	\$205,098.87
2440 Madera y productos de madera	\$140,905.69	\$0.00	\$0.00	\$0.00	\$0.00	\$109,483.74	\$0.00	\$0.00	\$0.00	\$0.00	\$0.00	\$0.00	\$0.00	\$109,483.74	\$31,421.95
2441 Madera y productos de madera	\$140,905.69	\$0.00	\$0.00	\$0.00	\$0.00	\$109,483.74	\$0.00	\$0.00	\$0.00	\$0.00	\$0.00	\$0.00	\$0.00	\$109,483.74	\$31,421.95
2460 Material eléctrico y electrónico	\$736,905.61	\$18,162.00	\$9,400.02	\$72,695.75	\$58,357.80	\$6,730.10	\$0.00	\$0.00	\$0.00	\$0.00	\$0.00	\$0.00	\$0.00	\$165,345.67	\$571,559.94
2461 Material eléctrico y electrónico	\$736,905.61	\$18,162.00	\$9,400.02	\$72,695.75	\$58,357.80	\$6,730.10	\$0.00	\$0.00	\$0.00	\$0.00	\$0.00	\$0.00	\$0.00	\$165,345.67	\$571,559.94
2470 Artículos metálicos para la construcción	\$156,834.39	\$0.00	\$17,400.00	\$0.00	\$0.00	\$42,327.02	\$0.00	\$0.00	\$0.00	\$0.00	\$0.00	\$0.00	\$0.00	\$59,727.02	\$97,107.37
2471 Artículos metálicos para la construcción	\$156,834.39	\$0.00	\$17,400.00	\$0.00	\$0.00	\$42,327.02	\$0.00	\$0.00	\$0.00	\$0.00	\$0.00	\$0.00	\$0.00	\$59,727.02	\$97,107.37
2480 Materiales complementarios	\$165,102.05	\$0.00	\$0.00	\$17,948.10	\$856.01	\$55,548.00	\$0.00	\$0.00	\$0.00	\$0.00	\$0.00	\$0.00	\$0.00	\$74,352.11	\$90,749.94
2481 Materiales complementarios	\$165,102.05	\$0.00	\$0.00	\$17,948.10	\$856.01	\$55,548.00	\$0.00	\$0.00	\$0.00	\$0.00	\$0.00	\$0.00	\$0.00	\$74,352.11	\$90,749.94
2490 Otros materiales y artículos de construcción	\$878,094.30	\$76,337.40	\$71,073.15	\$85,578.30	\$104,466.37	\$437,556.57	\$0.00	\$0.00	\$0.00	\$0.00	\$0.00	\$0.00	\$0.00	\$75,011.79	\$103,082.51
2491 Otros materiales y artículos de construcción	\$878,094.30	\$76,337.40	\$71,073.15	\$85,578.30	\$104,466.37	\$437,556.57	\$0.00	\$0.00	\$0.00	\$0.00	\$0.00	\$0.00	\$0.00	\$75,011.79	\$103,082.51
2500 PRODUCTOS QUÍMICOS, FARMACÉUTI	\$680,977.86	\$16,918.72	\$11,961.00	\$0.00	\$13,907.28	\$61,076.84	\$0.00	\$0.00	\$0.00	\$0.00	\$0.00	\$0.00	\$0.00	\$103,863.84	\$677,114.02
2510 Productos químicos básicos	\$10,220.48	\$0.00	\$0.00	\$0.00	\$0.00	\$2,210.96	\$0.00	\$0.00	\$0.00	\$0.00	\$0.00	\$0.00	\$0.00	\$2,210.96	\$8,009.52
2511 Productos químicos básicos	\$10,220.48	\$0.00	\$0.00	\$0.00	\$0.00	\$2,210.96	\$0.00	\$0.00	\$0.00	\$0.00	\$0.00	\$0.00	\$0.00	\$2,210.96	\$8,009.52
2520 Fertilizantes, pesticidas y otros agroquímic	\$7,827.04	\$0.00	\$0.00	\$0.00	\$0.00	\$0.00	\$0.00	\$0.00	\$0.00	\$0.00	\$0.00	\$0.00	\$0.00	\$0.00	\$7,827.04
2521 Fertilizantes, pesticidas y otros agroquímic	\$7,827.04	\$0.00	\$0.00	\$0.00	\$0.00	\$0.00	\$0.00	\$0.00	\$0.00	\$0.00	\$0.00	\$0.00	\$0.00	\$0.00	\$7,827.04
2530 Medicinas y productos farmacéuticos	\$526,059.85	\$10,148.60	\$11,961.00	\$0.00	\$13,907.28	\$58,865.88	\$0.00	\$0.00	\$0.00	\$0.00	\$0.00	\$0.00	\$0.00	\$84,882.76	\$431,177.09
2531 Medicinas y productos farmacéuticos	\$526,059.85	\$10,148.60	\$11,961.00	\$0.00	\$13,907.28	\$58,865.88	\$0.00	\$0.00	\$0.00	\$0.00	\$0.00	\$0.00	\$0.00	\$84,882.76	\$431,177.09
2540 Materiales, accesorios y suministros médico	\$130,427.57	\$347.20	\$0.00	\$0.00	\$0.00	\$0.00	\$0.00	\$0.00	\$0.00	\$0.00	\$0.00	\$0.00	\$0.00	\$347.20	\$130,080.37
2541 Materiales, accesorios y suministros médico	\$130,427.57	\$347.20	\$0.00	\$0.00	\$0.00	\$0.00	\$0.00	\$0.00	\$0.00	\$0.00	\$0.00	\$0.00	\$0.00	\$347.20	\$130,080.37
2560 Fibras sintéticas, hules, plásticos y derivad	\$6,442.92	\$6,442.92	\$0.00	\$0.00	\$0.00	\$0.00	\$0.00	\$0.00	\$0.00	\$0.00	\$0.00	\$0.00	\$0.00	\$6,442.92	\$0.00
2561 Fibras sintéticas, hules, plásticos y derivad	\$6,442.92	\$6,442.92	\$0.00	\$0.00	\$0.00	\$0.00	\$0.00	\$0.00	\$0.00	\$0.00	\$0.00	\$0.00	\$0.00	\$6,442.92	\$0.00
2600 COMBUSTIBLES, LUBRICANTES Y ADIT	\$5,542,964.96	\$714,160.80	\$702,018.40	\$1,100.00	\$9,986.54	\$1,500.00	\$0.00	\$0.00	\$0.00	\$0.00	\$0.00	\$0.00	\$0.00	\$1,428,765.74	\$4,114,199.22
2610 Combustibles, lubricantes y aditivos	\$5,542,964.96	\$714,160.80	\$702,018.40	\$1,100.00	\$9,986.54	\$1,500.00	\$0.00	\$0.00	\$0.00	\$0.00	\$0.00	\$0.00	\$0.00	\$1,428,765.74	\$4,114,199.22
2611 Combustibles	\$5,303,952.78	\$714,160.80	\$685,218.40	\$0.00	\$7,431.00	\$0.00	\$0.00	\$0.00	\$0.00	\$0.00	\$0.00	\$0.00	\$0.00	\$1,406,810.20	\$3,897,142.58
2612 Lubricantes y Aditivos	\$239,012.18	\$0.00	\$16,800.00	\$1,100.00	\$2,555.54	\$1,500.00	\$0.00	\$0.00	\$0.00	\$0.00	\$0.00	\$0.00	\$0.00	\$21,955.54	\$217,056.64
2700 VESTUARIO, BLANCOS, PRENDAS DE F	\$231,745.09	\$0.00	\$0.00	\$0.00	\$0.00	\$0.00	\$0.00	\$0.00	\$0.00	\$0.00	\$0.00	\$0.00	\$0.00	\$0.00	\$231,745.09
2710 Vestuario y uniformes	\$57,904.46	\$0.00	\$0.00	\$0.00	\$0.00	\$0.00	\$0.00	\$0.00	\$0.00	\$0.00	\$0.00	\$0.00	\$0.00	\$0.00	\$57,904.46
2711 Vestuario y uniformes	\$57,904.46	\$0.00	\$0.00	\$0.00	\$0.00	\$0.00	\$0.00	\$0.00	\$0.00	\$0.00	\$0.00	\$0.00	\$0.00	\$0.00	\$57,904.46
2720 Prendas de seguridad y protección person	\$10,860.84	\$0.00	\$0.00	\$0.00	\$0.00	\$0.00	\$0.00	\$0.00	\$0.00	\$0.00	\$0.00	\$0.00	\$0.00	\$0.00	\$10,860.84
2721 Prendas de seguridad y protección person	\$10,860.84	\$0.00	\$0.00	\$0.00	\$0.00	\$0.00	\$0.00	\$0.00	\$0.00	\$0.00	\$0.00	\$0.00	\$0.00	\$0.00	\$10,860.84
2730 Artículos deportivos	\$44,875.48	\$0.00	\$0.00	\$0.00	\$0.00	\$0.00	\$0.00	\$0.00	\$0.00	\$0.00	\$0.00	\$0.00	\$0.00	\$0.00	\$44,875.48
2731 Artículos deportivos	\$44,875.48	\$0.00	\$0.00	\$0.00	\$0.00	\$0.00	\$0.00	\$0.00	\$0.00	\$0.00	\$0.00	\$0.00	\$0.00	\$0.00	\$44,875.48



Ustr: EVELIN  
Rep: rptAnaliticoPresupuestoEgresos

**MUNICIPIO DE IZUJAR DE MATAMOROS**  
**Estado de Puebla**  
**Análitico Mer. de Egresos Pagados por Capítulo del Gasto al 31/may/12**  
(Cuentas con Movimientos)  
(Cifras en pesos y centavos)

Fecha y hora de Impresión | 09/jun/2018 | 04:26 p.m.

Objeto del Gasto	Presupuesto Vigente	Ene	Feb	Mar	Abr	May	Jun	Jul	Ago	Sep	Oct	Nov	Dic	Total	Diferencia (Vigente - Total)
2740 Productos textiles	\$113,368.51	\$0.00	\$0.00	\$0.00	\$0.00	\$0.00	\$0.00	\$0.00	\$0.00	\$0.00	\$0.00	\$0.00	\$0.00	\$0.00	\$113,368.51
2741 Productos textiles	\$113,368.51	\$0.00	\$0.00	\$0.00	\$0.00	\$0.00	\$0.00	\$0.00	\$0.00	\$0.00	\$0.00	\$0.00	\$0.00	\$0.00	\$113,368.51
2750 Blancos y otros productos textiles, excepto	\$4,735.80	\$0.00	\$0.00	\$0.00	\$0.00	\$0.00	\$0.00	\$0.00	\$0.00	\$0.00	\$0.00	\$0.00	\$0.00	\$0.00	\$4,735.80
2751 Blancos y otros productos textiles, excepto	\$4,735.80	\$0.00	\$0.00	\$0.00	\$0.00	\$0.00	\$0.00	\$0.00	\$0.00	\$0.00	\$0.00	\$0.00	\$0.00	\$0.00	\$4,735.80
2800 MATERIALES Y SUMINISTROS PARA SE	\$38,648.20	\$0.00	\$0.00	\$0.00	\$0.00	\$0.00	\$0.00	\$0.00	\$0.00	\$0.00	\$0.00	\$0.00	\$0.00	\$0.00	\$38,648.20
2801 Materiales de seguridad pública	\$22,112.20	\$0.00	\$0.00	\$0.00	\$0.00	\$0.00	\$0.00	\$0.00	\$0.00	\$0.00	\$0.00	\$0.00	\$0.00	\$0.00	\$22,112.20
2821 Materiales de seguridad pública	\$22,112.20	\$0.00	\$0.00	\$0.00	\$0.00	\$0.00	\$0.00	\$0.00	\$0.00	\$0.00	\$0.00	\$0.00	\$0.00	\$0.00	\$22,112.20
2830 Prendas de protección para seguridad públi	\$16,536.00	\$0.00	\$0.00	\$0.00	\$0.00	\$0.00	\$0.00	\$0.00	\$0.00	\$0.00	\$0.00	\$0.00	\$0.00	\$0.00	\$16,536.00
2831 Prendas de protección para seguridad públi	\$16,536.00	\$0.00	\$0.00	\$0.00	\$0.00	\$0.00	\$0.00	\$0.00	\$0.00	\$0.00	\$0.00	\$0.00	\$0.00	\$0.00	\$16,536.00
2900 HERRAMIENTAS, REFACCIONES Y ACC	\$2,097,626.02	\$63,521.19	\$42,967.76	\$48,919.53	\$164,663.19	\$127,788.03	\$0.00	\$0.00	\$0.00	\$0.00	\$0.00	\$0.00	\$0.00	\$447,859.70	\$1,649,766.32
2910 Herramientas menores	\$251,234.58	\$31,244.78	\$15,086.42	\$1,446.78	\$31,931.49	\$4,827.73	\$0.00	\$0.00	\$0.00	\$0.00	\$0.00	\$0.00	\$0.00	\$84,537.20	\$166,697.38
2911 Herramientas menores	\$251,234.58	\$31,244.78	\$15,086.42	\$1,446.78	\$31,931.49	\$4,827.73	\$0.00	\$0.00	\$0.00	\$0.00	\$0.00	\$0.00	\$0.00	\$84,537.20	\$166,697.38
2920 Refacciones y accesorios menores de edifi	\$374,143.82	\$100.00	\$0.00	\$0.00	\$385.00	\$0.00	\$0.00	\$0.00	\$0.00	\$0.00	\$0.00	\$0.00	\$0.00	\$485.00	\$373,658.82
2921 Refacciones y accesorios menores de edifi	\$374,143.82	\$100.00	\$0.00	\$0.00	\$385.00	\$0.00	\$0.00	\$0.00	\$0.00	\$0.00	\$0.00	\$0.00	\$0.00	\$485.00	\$373,658.82
2940 Refacciones y accesorios menores de equi	\$172,678.79	\$0.00	\$0.00	\$0.00	\$23,133.84	\$17,493.19	\$0.00	\$0.00	\$0.00	\$0.00	\$0.00	\$0.00	\$0.00	\$40,627.03	\$132,051.76
2941 Refacciones y accesorios menores de equi	\$172,678.79	\$0.00	\$0.00	\$0.00	\$23,133.84	\$17,493.19	\$0.00	\$0.00	\$0.00	\$0.00	\$0.00	\$0.00	\$0.00	\$40,627.03	\$132,051.76
2960 Refacciones y accesorios menores de equi	\$1,283,724.08	\$32,176.41	\$27,881.34	\$47,472.75	\$109,212.86	\$105,087.09	\$0.00	\$0.00	\$0.00	\$0.00	\$0.00	\$0.00	\$0.00	\$321,830.45	\$961,893.63
2961 Refacciones y accesorios menores de equi	\$1,283,724.08	\$32,176.41	\$27,881.34	\$47,472.75	\$109,212.86	\$105,087.09	\$0.00	\$0.00	\$0.00	\$0.00	\$0.00	\$0.00	\$0.00	\$321,830.45	\$961,893.63
2980 Refacciones y accesorios menores de maq	\$15,844.75	\$0.00	\$0.00	\$0.00	\$0.00	\$380.02	\$0.00	\$0.00	\$0.00	\$0.00	\$0.00	\$0.00	\$0.00	\$380.02	\$15,464.73
2981 Refacciones y accesorios menores de maq	\$15,844.75	\$0.00	\$0.00	\$0.00	\$0.00	\$380.02	\$0.00	\$0.00	\$0.00	\$0.00	\$0.00	\$0.00	\$0.00	\$380.02	\$15,464.73
<b>3000 SERVICIOS GENERALES</b>	<b>\$25,141,605.89</b>	<b>\$406,570.82</b>	<b>\$845,013.94</b>	<b>\$1,353,687.06</b>	<b>\$2,729,856.89</b>	<b>\$1,205,920.25</b>	<b>\$0.00</b>	<b>\$0.00</b>	<b>\$0.00</b>	<b>\$0.00</b>	<b>\$0.00</b>	<b>\$0.00</b>	<b>\$0.00</b>	<b>\$6,541,048.96</b>	<b>\$18,600,556.93</b>
<b>3100 SERVICIOS BÁSICOS</b>	<b>\$9,608,916.21</b>	<b>\$52,798.70</b>	<b>\$151,188.68</b>	<b>\$950,394.51</b>	<b>\$694,045.14</b>	<b>\$656,982.58</b>	<b>\$0.00</b>	<b>\$0.00</b>	<b>\$0.00</b>	<b>\$0.00</b>	<b>\$0.00</b>	<b>\$0.00</b>	<b>\$0.00</b>	<b>\$2,505,409.61</b>	<b>\$7,103,506.60</b>
3110 Energía eléctrica	\$9,075,157.59	\$1,754.00	\$139,185.00	\$905,911.00	\$680,650.00	\$586,648.00	\$0.00	\$0.00	\$0.00	\$0.00	\$0.00	\$0.00	\$0.00	\$2,314,148.00	\$6,761,009.59
3111 Energía eléctrica	\$9,075,157.59	\$1,754.00	\$139,185.00	\$905,911.00	\$680,650.00	\$586,648.00	\$0.00	\$0.00	\$0.00	\$0.00	\$0.00	\$0.00	\$0.00	\$2,314,148.00	\$6,761,009.59
3120 Gas	\$193,479.69	\$12,778.00	\$9,807.68	\$23,614.51	\$13,292.67	\$29,878.54	\$0.00	\$0.00	\$0.00	\$0.00	\$0.00	\$0.00	\$0.00	\$89,371.40	\$104,108.29
3121 Gas	\$193,479.69	\$12,778.00	\$9,807.68	\$23,614.51	\$13,292.67	\$29,878.54	\$0.00	\$0.00	\$0.00	\$0.00	\$0.00	\$0.00	\$0.00	\$89,371.40	\$104,108.29
3140 Telefonía tradicional	\$221,462.13	\$17,383.70	\$2,196.00	\$20,869.00	\$0.00	\$20,552.04	\$0.00	\$0.00	\$0.00	\$0.00	\$0.00	\$0.00	\$0.00	\$61,000.74	\$160,461.39
3141 Telefonía tradicional	\$221,462.13	\$17,383.70	\$2,196.00	\$20,869.00	\$0.00	\$20,552.04	\$0.00	\$0.00	\$0.00	\$0.00	\$0.00	\$0.00	\$0.00	\$61,000.74	\$160,461.39
3150 Telefonía celular	\$80,000.00	\$20,883.00	\$0.00	\$0.00	\$0.00	\$19,804.00	\$0.00	\$0.00	\$0.00	\$0.00	\$0.00	\$0.00	\$0.00	\$40,687.00	\$39,313.00
3151 Telefonía celular	\$80,000.00	\$20,883.00	\$0.00	\$0.00	\$0.00	\$19,804.00	\$0.00	\$0.00	\$0.00	\$0.00	\$0.00	\$0.00	\$0.00	\$40,687.00	\$39,313.00
3170 Servicios de acceso de Internet, redes y pr	\$30,754.77	\$0.00	\$0.00	\$0.00	\$0.00	\$0.00	\$0.00	\$0.00	\$0.00	\$0.00	\$0.00	\$0.00	\$0.00	\$0.00	\$30,754.77
3171 Servicios de acceso de Internet, redes y pr	\$30,754.77	\$0.00	\$0.00	\$0.00	\$0.00	\$0.00	\$0.00	\$0.00	\$0.00	\$0.00	\$0.00	\$0.00	\$0.00	\$0.00	\$30,754.77
3180 Servicios postales y telegráficos	\$8,062.03	\$0.00	\$0.00	\$0.00	\$102.47	\$100.00	\$0.00	\$0.00	\$0.00	\$0.00	\$0.00	\$0.00	\$0.00	\$202.47	\$7,859.56
3181 Servicios postales y telegráficos	\$8,062.03	\$0.00	\$0.00	\$0.00	\$102.47	\$100.00	\$0.00	\$0.00	\$0.00	\$0.00	\$0.00	\$0.00	\$0.00	\$202.47	\$7,859.56
3200 SERVICIOS DE ARRENDAMIENTO	\$621,239.80	\$33,500.80	\$7,795.20	\$20,300.00	\$0.00	\$11,600.00	\$0.00	\$0.00	\$0.00	\$0.00	\$0.00	\$0.00	\$0.00	\$73,196.00	\$548,043.80
3210 Arrendamiento de terrenos	\$22,048.00	\$0.00	\$0.00	\$0.00	\$0.00	\$0.00	\$0.00	\$0.00	\$0.00	\$0.00	\$0.00	\$0.00	\$0.00	\$0.00	\$22,048.00
3211 Arrendamiento de terrenos	\$22,048.00	\$0.00	\$0.00	\$0.00	\$0.00	\$0.00	\$0.00	\$0.00	\$0.00	\$0.00	\$0.00	\$0.00	\$0.00	\$0.00	\$22,048.00
3230 Arrendamiento de mobiliario y equipo de ac	\$109,181.76	\$31,900.00	\$0.00	\$20,300.00	\$0.00	\$11,600.00	\$0.00	\$0.00	\$0.00	\$0.00	\$0.00	\$0.00	\$0.00	\$63,800.00	\$45,381.76
3231 Arrendamiento de mobiliario y equipo de ac	\$109,181.76	\$31,900.00	\$0.00	\$20,300.00	\$0.00	\$11,600.00	\$0.00	\$0.00	\$0.00	\$0.00	\$0.00	\$0.00	\$0.00	\$63,800.00	\$45,381.76
3250 Arrendamiento de equipo de transporte	\$14,066.62	\$0.00	\$0.00	\$0.00	\$0.00	\$0.00	\$0.00	\$0.00	\$0.00	\$0.00	\$0.00	\$0.00	\$0.00	\$0.00	\$14,066.62



**MUNICIPIO DE IZUCAR DE MATAMOROS**  
Estado de Puebla  
**Analfico Me I de Egresos Pagados por Capitulo del Gasto al 31/may/**  
(Cifras en pesos y centavos)

Objeto del Gasto	Presupuesto Vigente	Ene	Feb	Mar	Abr	May	Jun	Jul	Ago	Sep	Oct	Nov	Dic	Total	Diferencia (Vigente - Total)
3251 Arrendamiento de equipo de transporte	\$14,066.62	\$0.00	\$0.00	\$0.00	\$0.00	\$0.00	\$0.00	\$0.00	\$0.00	\$0.00	\$0.00	\$0.00	\$0.00	\$0.00	\$14,066.62
3260 Arrendamiento de maquinaria, otros equip	\$463,943.42	\$0.00	\$0.00	\$0.00	\$0.00	\$0.00	\$0.00	\$0.00	\$0.00	\$0.00	\$0.00	\$0.00	\$0.00	\$0.00	\$463,943.42
3261 Arrendamiento de maquinaria, otros equip	\$463,943.42	\$0.00	\$0.00	\$0.00	\$0.00	\$0.00	\$0.00	\$0.00	\$0.00	\$0.00	\$0.00	\$0.00	\$0.00	\$0.00	\$463,943.42
3290 Otros arrendamientos	\$12,000.00	\$1,600.80	\$7,795.20	\$0.00	\$0.00	\$0.00	\$0.00	\$0.00	\$0.00	\$0.00	\$0.00	\$0.00	\$0.00	\$9,396.00	\$2,604.00
3291 Otros arrendamientos	\$12,000.00	\$1,600.80	\$7,795.20	\$0.00	\$0.00	\$0.00	\$0.00	\$0.00	\$0.00	\$0.00	\$0.00	\$0.00	\$0.00	\$9,396.00	\$2,604.00
3300 SERVICIOS PROFESIONALES, CIENTIFI	\$1,923,200.59	\$0.00	\$30,310.80	\$144,019.48	\$72,700.00	\$0.00	\$0.00	\$0.00	\$0.00	\$0.00	\$0.00	\$0.00	\$0.00	\$247,030.28	\$1,676,170.31
3310 Servicios legales, de contabilidad, auditorí	\$1,000,000.00	\$0.00	\$0.00	\$82,075.48	\$0.00	\$0.00	\$0.00	\$0.00	\$0.00	\$0.00	\$0.00	\$0.00	\$0.00	\$82,075.48	\$917,924.52
3311 Servicios legales, de contabilidad, auditorí	\$1,000,000.00	\$0.00	\$0.00	\$82,075.48	\$0.00	\$0.00	\$0.00	\$0.00	\$0.00	\$0.00	\$0.00	\$0.00	\$0.00	\$82,075.48	\$917,924.52
3330 Servicios de consultoría administrativa, pro	\$500,673.67	\$0.00	\$0.00	\$61,944.00	\$57,388.00	\$0.00	\$0.00	\$0.00	\$0.00	\$0.00	\$0.00	\$0.00	\$0.00	\$119,332.00	\$381,341.67
3331 Servicios de consultoría administrativa, pro	\$500,673.67	\$0.00	\$0.00	\$61,944.00	\$57,388.00	\$0.00	\$0.00	\$0.00	\$0.00	\$0.00	\$0.00	\$0.00	\$0.00	\$119,332.00	\$381,341.67
3340 Servicios de capacitación	\$234,904.68	\$0.00	\$0.00	\$0.00	\$0.00	\$0.00	\$0.00	\$0.00	\$0.00	\$0.00	\$0.00	\$0.00	\$0.00	\$0.00	\$234,904.68
3341 Servicios de capacitación	\$234,904.68	\$0.00	\$0.00	\$0.00	\$0.00	\$0.00	\$0.00	\$0.00	\$0.00	\$0.00	\$0.00	\$0.00	\$0.00	\$0.00	\$234,904.68
3360 Servicios de apoyo administrativo, fotocopi	\$43,417.43	\$0.00	\$0.00	\$0.00	\$15,312.00	\$0.00	\$0.00	\$0.00	\$0.00	\$0.00	\$0.00	\$0.00	\$0.00	\$15,312.00	\$28,105.43
3361 Servicios de apoyo administrativo, fotocopi	\$43,417.43	\$0.00	\$0.00	\$0.00	\$15,312.00	\$0.00	\$0.00	\$0.00	\$0.00	\$0.00	\$0.00	\$0.00	\$0.00	\$15,312.00	\$28,105.43
3390 Servicios profesionales, científicos y técnica	\$144,204.81	\$0.00	\$30,310.80	\$0.00	\$0.00	\$0.00	\$0.00	\$0.00	\$0.00	\$0.00	\$0.00	\$0.00	\$0.00	\$30,310.80	\$113,894.01
3391 Servicios profesionales, científicos y técnica	\$144,204.81	\$0.00	\$30,310.80	\$0.00	\$0.00	\$0.00	\$0.00	\$0.00	\$0.00	\$0.00	\$0.00	\$0.00	\$0.00	\$30,310.80	\$113,894.01
3400 SERVICIOS FINANCIEROS, BANCARIOS	\$144,200.67	\$8,589.00	\$11,470.76	\$16,718.96	\$20,332.50	\$11,827.78	\$0.00	\$0.00	\$0.00	\$0.00	\$0.00	\$0.00	\$0.00	\$68,939.00	\$75,261.67
3410 Servicios financieros y bancarios	\$140,623.60	\$8,589.00	\$11,470.76	\$16,718.96	\$20,332.50	\$11,827.78	\$0.00	\$0.00	\$0.00	\$0.00	\$0.00	\$0.00	\$0.00	\$68,939.00	\$71,684.60
3411 Servicios financieros y bancarios	\$140,623.60	\$8,589.00	\$11,470.76	\$16,718.96	\$20,332.50	\$11,827.78	\$0.00	\$0.00	\$0.00	\$0.00	\$0.00	\$0.00	\$0.00	\$68,939.00	\$71,684.60
3480 Servicios financieros, bancarios y comercia	\$3,577.07	\$0.00	\$0.00	\$0.00	\$0.00	\$0.00	\$0.00	\$0.00	\$0.00	\$0.00	\$0.00	\$0.00	\$0.00	\$0.00	\$3,577.07
3481 Servicios financieros, bancarios y comercia	\$3,577.07	\$0.00	\$0.00	\$0.00	\$0.00	\$0.00	\$0.00	\$0.00	\$0.00	\$0.00	\$0.00	\$0.00	\$0.00	\$0.00	\$3,577.07
3500 SERVICIOS DE INSTALACION, REPARA	\$2,359,978.39	\$88,060.59	\$104,334.15	\$57,387.12	\$535,685.44	\$168,708.52	\$0.00	\$0.00	\$0.00	\$0.00	\$0.00	\$0.00	\$0.00	\$954,175.82	\$1,405,802.57
3510 Conservación y mantenimiento menor de ir	\$742,929.29	\$30,106.48	\$0.00	\$0.00	\$432,862.12	\$26,448.00	\$0.00	\$0.00	\$0.00	\$0.00	\$0.00	\$0.00	\$0.00	\$489,416.60	\$253,512.69
3511 Conservación y mantenimiento menor de ir	\$742,929.29	\$30,106.48	\$0.00	\$0.00	\$432,862.12	\$26,448.00	\$0.00	\$0.00	\$0.00	\$0.00	\$0.00	\$0.00	\$0.00	\$489,416.60	\$253,512.69
3520 Instalación, reparación y mantenimiento de	\$23,989.98	\$0.00	\$0.00	\$0.00	\$0.00	\$0.00	\$0.00	\$0.00	\$0.00	\$0.00	\$0.00	\$0.00	\$0.00	\$0.00	\$23,989.98
3521 Instalación, reparación y mantenimiento de	\$23,989.98	\$0.00	\$0.00	\$0.00	\$0.00	\$0.00	\$0.00	\$0.00	\$0.00	\$0.00	\$0.00	\$0.00	\$0.00	\$0.00	\$23,989.98
3530 Instalación, reparación y mantenimiento de	\$50,000.00	\$0.00	\$25,600.00	\$0.00	\$0.00	\$0.00	\$0.00	\$0.00	\$0.00	\$0.00	\$0.00	\$0.00	\$0.00	\$25,600.00	\$24,400.00
3531 Instalación, reparación y mantenimiento de	\$50,000.00	\$0.00	\$25,600.00	\$0.00	\$0.00	\$0.00	\$0.00	\$0.00	\$0.00	\$0.00	\$0.00	\$0.00	\$0.00	\$25,600.00	\$24,400.00
3550 Reparación y mantenimiento de equipo de	\$1,135,839.67	\$54,755.99	\$71,310.15	\$55,468.71	\$89,697.32	\$122,846.51	\$0.00	\$0.00	\$0.00	\$0.00	\$0.00	\$0.00	\$0.00	\$394,078.68	\$741,760.99
3551 Reparación y mantenimiento de equipo de	\$1,135,839.67	\$54,755.99	\$71,310.15	\$55,468.71	\$89,697.32	\$122,846.51	\$0.00	\$0.00	\$0.00	\$0.00	\$0.00	\$0.00	\$0.00	\$394,078.68	\$741,760.99
3560 Reparación y mantenimiento de equipo de	\$2,979.57	\$0.00	\$0.00	\$0.00	\$0.00	\$0.00	\$0.00	\$0.00	\$0.00	\$0.00	\$0.00	\$0.00	\$0.00	\$0.00	\$2,979.57
3561 Reparación y mantenimiento de equipo de	\$2,979.57	\$0.00	\$0.00	\$0.00	\$0.00	\$0.00	\$0.00	\$0.00	\$0.00	\$0.00	\$0.00	\$0.00	\$0.00	\$0.00	\$2,979.57
3570 Instalación, reparación y mantenimiento de	\$60,268.80	\$3,198.12	\$0.00	\$1,918.41	\$1,410.00	\$5,030.01	\$0.00	\$0.00	\$0.00	\$0.00	\$0.00	\$0.00	\$0.00	\$11,556.54	\$48,712.26
3571 Instalación, reparación y mantenimiento de	\$60,268.80	\$3,198.12	\$0.00	\$1,918.41	\$1,410.00	\$5,030.01	\$0.00	\$0.00	\$0.00	\$0.00	\$0.00	\$0.00	\$0.00	\$11,556.54	\$48,712.26
3580 Servicios de limpieza y manejo de desecho	\$280,302.60	\$0.00	\$0.00	\$0.00	\$0.00	\$0.00	\$0.00	\$0.00	\$0.00	\$0.00	\$0.00	\$0.00	\$0.00	\$0.00	\$280,302.60
3581 Servicios de limpieza y manejo de desecho	\$280,302.60	\$0.00	\$0.00	\$0.00	\$0.00	\$0.00	\$0.00	\$0.00	\$0.00	\$0.00	\$0.00	\$0.00	\$0.00	\$0.00	\$280,302.60
3590 Servicios de jardinería y fumigación	\$63,668.48	\$0.00	\$7,424.00	\$0.00	\$0.00	\$0.00	\$0.00	\$0.00	\$0.00	\$0.00	\$0.00	\$0.00	\$0.00	\$7,424.00	\$56,244.48
3591 Servicios de jardinería y fumigación	\$63,668.48	\$0.00	\$7,424.00	\$0.00	\$0.00	\$0.00	\$0.00	\$0.00	\$0.00	\$0.00	\$0.00	\$0.00	\$0.00	\$7,424.00	\$56,244.48
3600 SERVICIOS DE COMUNICACION SOCIAL	\$1,492,476.76	\$51,600.00	\$41,833.00	\$106,120.00	\$130,480.00	\$208,027.44	\$0.00	\$0.00	\$0.00	\$0.00	\$0.00	\$0.00	\$0.00	\$538,060.44	\$954,416.32
3610 Difusión por radio, televisión y otros medio	\$1,355,684.53	\$51,600.00	\$41,833.00	\$106,120.00	\$130,480.00	\$188,427.44	\$0.00	\$0.00	\$0.00	\$0.00	\$0.00	\$0.00	\$0.00	\$519,460.44	\$836,224.09

Objeto del Gasto	Presupuesto Vigente	Ene	Feb	Mar	Abr	May	Jun	Jul	Agosto	Sep	Oct	Nov	Dic	Total	Diferencia (Vigente - Total)
3611	Difusión por radio, televisión y otros medios:	\$51,600.00	\$41,833.00	\$106,120.00	\$130,480.00	\$189,427.44	\$0.00	\$0.00	\$0.00	\$0.00	\$0.00	\$0.00	\$0.00	\$519,480.44	\$836,224.09
3620	Difusión por radio, televisión y otros medios:	\$0.00	\$0.00	\$0.00	\$0.00	\$18,600.00	\$0.00	\$0.00	\$0.00	\$0.00	\$0.00	\$0.00	\$0.00	\$18,600.00	\$75,633.14
3621	Difusión por radio, televisión y otros medios:	\$0.00	\$0.00	\$0.00	\$0.00	\$18,600.00	\$0.00	\$0.00	\$0.00	\$0.00	\$0.00	\$0.00	\$0.00	\$18,600.00	\$75,633.14
3630	Servicios de creatividad, preproducción y p	\$0.00	\$0.00	\$0.00	\$0.00	\$0.00	\$0.00	\$0.00	\$0.00	\$0.00	\$0.00	\$0.00	\$0.00	\$0.00	\$1,080.35
3631	Servicios de creatividad, preproducción y p	\$0.00	\$0.00	\$0.00	\$0.00	\$0.00	\$0.00	\$0.00	\$0.00	\$0.00	\$0.00	\$0.00	\$0.00	\$0.00	\$1,080.35
3640	Servicios de revelado de fotografías	\$0.00	\$0.00	\$0.00	\$0.00	\$0.00	\$0.00	\$0.00	\$0.00	\$0.00	\$0.00	\$0.00	\$0.00	\$0.00	\$6,905.43
3641	Servicios de revelado de fotografías	\$0.00	\$0.00	\$0.00	\$0.00	\$0.00	\$0.00	\$0.00	\$0.00	\$0.00	\$0.00	\$0.00	\$0.00	\$0.00	\$6,905.43
3650	Servicios de la industria filmica, del sonido	\$0.00	\$0.00	\$0.00	\$0.00	\$0.00	\$0.00	\$0.00	\$0.00	\$0.00	\$0.00	\$0.00	\$0.00	\$0.00	\$25,575.68
3651	Servicios de la industria filmica, del sonido	\$0.00	\$0.00	\$0.00	\$0.00	\$0.00	\$0.00	\$0.00	\$0.00	\$0.00	\$0.00	\$0.00	\$0.00	\$0.00	\$25,575.68
3660	Servicio de creación y difusión de contenido	\$0.00	\$0.00	\$0.00	\$0.00	\$0.00	\$0.00	\$0.00	\$0.00	\$0.00	\$0.00	\$0.00	\$0.00	\$0.00	\$8,997.63
3661	Servicio de creación y difusión de contenido	\$0.00	\$0.00	\$0.00	\$0.00	\$0.00	\$0.00	\$0.00	\$0.00	\$0.00	\$0.00	\$0.00	\$0.00	\$0.00	\$8,997.63
3670	SERVICIOS DE TRASLADO Y VIÁTICOS	\$2,093.00	\$80,551.41	\$21,075.02	\$29,205.91	\$2,065.11	\$0.00	\$0.00	\$0.00	\$0.00	\$0.00	\$0.00	\$0.00	\$194,990.45	\$851,335.09
3720	Pasajes terrestres	\$0.00	\$0.00	\$0.00	\$74.00	\$0.00	\$0.00	\$0.00	\$0.00	\$0.00	\$0.00	\$0.00	\$0.00	\$74.00	\$38,571.94
3721	Pasajes terrestres Nacionales	\$0.00	\$0.00	\$0.00	\$74.00	\$0.00	\$0.00	\$0.00	\$0.00	\$0.00	\$0.00	\$0.00	\$0.00	\$74.00	\$38,571.94
3740	Autotransporte	\$0.00	\$0.00	\$300.00	\$0.00	\$0.00	\$0.00	\$0.00	\$0.00	\$0.00	\$0.00	\$0.00	\$0.00	\$300.00	\$48,911.14
3741	Autotransporte	\$0.00	\$0.00	\$300.00	\$0.00	\$0.00	\$0.00	\$0.00	\$0.00	\$0.00	\$0.00	\$0.00	\$0.00	\$300.00	\$48,911.14
3750	Viáticos en el país	\$983,123.07	\$90,551.41	\$20,775.02	\$28,831.91	\$2,085.11	\$0.00	\$0.00	\$0.00	\$0.00	\$0.00	\$0.00	\$0.00	\$134,316.45	\$848,806.62
3751	Viáticos en el país	\$983,123.07	\$90,551.41	\$20,775.02	\$28,831.91	\$2,085.11	\$0.00	\$0.00	\$0.00	\$0.00	\$0.00	\$0.00	\$0.00	\$134,316.45	\$848,806.62
3780	Servicios integrales de traslado y viáticos	\$0.00	\$0.00	\$0.00	\$300.00	\$0.00	\$0.00	\$0.00	\$0.00	\$0.00	\$0.00	\$0.00	\$0.00	\$300.00	\$15,045.39
3781	Servicios integrales de traslado y viáticos	\$0.00	\$0.00	\$0.00	\$300.00	\$0.00	\$0.00	\$0.00	\$0.00	\$0.00	\$0.00	\$0.00	\$0.00	\$300.00	\$15,045.39
3800	SERVICIOS OFICIALES	\$3,031,181.81	\$240,301.94	\$37,241.97	\$1,247,407.90	\$98,867.82	\$0.00	\$0.00	\$0.00	\$0.00	\$0.00	\$0.00	\$0.00	\$1,793,748.36	\$1,237,433.45
3810	Gastos de ceremonial	\$2,301.81	\$0.00	\$0.00	\$0.00	\$0.00	\$0.00	\$0.00	\$0.00	\$0.00	\$0.00	\$0.00	\$0.00	\$2,301.81	\$2,301.81
3811	Gastos de ceremonial	\$2,301.81	\$0.00	\$0.00	\$0.00	\$0.00	\$0.00	\$0.00	\$0.00	\$0.00	\$0.00	\$0.00	\$0.00	\$2,301.81	\$2,301.81
3820	Gastos de orden social y cultural	\$3,028,880.00	\$240,301.94	\$37,241.97	\$1,247,407.90	\$98,867.82	\$0.00	\$0.00	\$0.00	\$0.00	\$0.00	\$0.00	\$0.00	\$1,793,748.36	\$1,235,131.64
3821	Gastos de orden social y cultural	\$3,028,880.00	\$240,301.94	\$37,241.97	\$1,247,407.90	\$98,867.82	\$0.00	\$0.00	\$0.00	\$0.00	\$0.00	\$0.00	\$0.00	\$1,793,748.36	\$1,235,131.64
3900	OTROS SERVICIOS GENERALES	\$4,874,086.12	\$0.00	\$430.00	\$0.00	\$47,841.00	\$0.00	\$0.00	\$0.00	\$0.00	\$0.00	\$0.00	\$0.00	\$217,829.00	\$3,885,956.12
3920	Impuestos y derechos	\$4,103,785.12	\$0.00	\$430.00	\$0.00	\$47,841.00	\$0.00	\$0.00	\$0.00	\$0.00	\$0.00	\$0.00	\$0.00	\$217,829.00	\$3,885,956.12
3921	Impuestos y derechos	\$4,103,785.12	\$0.00	\$430.00	\$0.00	\$47,841.00	\$0.00	\$0.00	\$0.00	\$0.00	\$0.00	\$0.00	\$0.00	\$217,829.00	\$3,885,956.12
3950	Penas, multas, accesorios y actualizacióne	\$22,670.00	\$7,670.00	\$0.00	\$0.00	\$0.00	\$0.00	\$0.00	\$0.00	\$0.00	\$0.00	\$0.00	\$0.00	\$7,670.00	\$15,000.00
3951	Penas, multas, accesorios y actualizacióne	\$22,670.00	\$7,670.00	\$0.00	\$0.00	\$0.00	\$0.00	\$0.00	\$0.00	\$0.00	\$0.00	\$0.00	\$0.00	\$7,670.00	\$15,000.00
3980	Impuesto sobre nóminas y otros que se dei	\$747,631.00	\$0.00	\$0.00	\$0.00	\$0.00	\$0.00	\$0.00	\$0.00	\$0.00	\$0.00	\$0.00	\$0.00	\$747,631.00	\$747,631.00
3981	Impuesto sobre nóminas y otros que se dei	\$747,631.00	\$0.00	\$0.00	\$0.00	\$0.00	\$0.00	\$0.00	\$0.00	\$0.00	\$0.00	\$0.00	\$0.00	\$747,631.00	\$747,631.00
4000	TRANSFERENCIAS, ASIGNACIONE	\$20,200,359.58	\$958,688.18	\$1,647,223.46	\$3,223,167.44	\$2,385,944.52	\$0.00	\$0.00	\$0.00	\$0.00	\$0.00	\$0.00	\$0.00	\$9,784,785.60	\$10,415,573.98
4100	TRANSFERENCIAS INTERNAS Y ASIGN	\$2,523,456.64	\$0.00	\$0.00	\$0.00	\$0.00	\$0.00	\$0.00	\$0.00	\$0.00	\$0.00	\$0.00	\$0.00	\$0.00	\$2,523,456.64
4150	Transferencias internas otorgadas a entida	\$2,523,456.64	\$0.00	\$0.00	\$0.00	\$0.00	\$0.00	\$0.00	\$0.00	\$0.00	\$0.00	\$0.00	\$0.00	\$0.00	\$2,523,456.64
4151	Transferencias internas otorgadas a entida	\$2,523,456.64	\$0.00	\$0.00	\$0.00	\$0.00	\$0.00	\$0.00	\$0.00	\$0.00	\$0.00	\$0.00	\$0.00	\$0.00	\$2,523,456.64
4200	TRANSFERENCIAS AL RESTO DEL SEC	\$7,130,406.58	\$782,373.46	\$984,229.14	\$1,296,072.53	\$966,705.09	\$0.00	\$0.00	\$0.00	\$0.00	\$0.00	\$0.00	\$0.00	\$4,622,181.83	\$2,508,224.75
4210	Transferencias otorgadas a organismos en	\$1,752,106.58	\$0.00	\$0.00	\$0.00	\$0.00	\$0.00	\$0.00	\$0.00	\$0.00	\$0.00	\$0.00	\$0.00	\$0.00	\$1,752,106.58
4211	Transferencias otorgadas a organismos en	\$1,752,106.58	\$0.00	\$0.00	\$0.00	\$0.00	\$0.00	\$0.00	\$0.00	\$0.00	\$0.00	\$0.00	\$0.00	\$0.00	\$1,752,106.58
4240	Transferencias otorgadas a entidades fede	\$5,378,300.00	\$782,373.46	\$984,229.14	\$1,296,072.53	\$966,705.09	\$0.00	\$0.00	\$0.00	\$0.00	\$0.00	\$0.00	\$0.00	\$4,622,181.83	\$756,118.17

**MUNICIPIO DE IZÚCAR DE MATAMOROS**  
**Estado de Puebla**  
**Analfítico Mensual de Egresos Pagados por Capítulo del Gasto al 31/may/12.**  
 (Cuentas con Movimientos)  
 (Cifras en pesos y centavos)

Fecha y hora de Impresión: 08/jun/2018 04:26 p.m.



Ucr: EVELIN  
 Rep: rptAnalíticoPresupuestoEgresos

Objeto del Gasto	Presupuesto Vigente	Ene	Feb	Mar	Abr	May	Jun	Jul	Ago	Sep	Oct	Nov	Dic	Total	Diferencia (Vigente - Total)
4241 Transferencias otorgadas a entidades fede	\$5,378,300.00	\$782,373.46	\$592,801.61	\$984,229.14	\$1,296,072.53	\$966,705.09	\$0.00	\$0.00	\$0.00	\$0.00	\$0.00	\$0.00	\$0.00	\$4,622,181.83	\$756,118.17
4300 SUBSIDIOS Y SUBVENCIONES	\$4,819,964.84	\$0.00	\$0.00	\$0.00	\$0.00	\$0.00	\$0.00	\$0.00	\$0.00	\$0.00	\$0.00	\$0.00	\$0.00	\$0.00	\$4,819,964.84
4390 Otros Subsidios	\$4,819,964.84	\$0.00	\$0.00	\$0.00	\$0.00	\$0.00	\$0.00	\$0.00	\$0.00	\$0.00	\$0.00	\$0.00	\$0.00	\$0.00	\$4,819,964.84
4391 Otros Subsidios	\$4,819,964.84	\$0.00	\$0.00	\$0.00	\$0.00	\$0.00	\$0.00	\$0.00	\$0.00	\$0.00	\$0.00	\$0.00	\$0.00	\$0.00	\$4,819,964.84
4400 AYUDAS SOCIALES	\$5,695,884.80	\$787,388.54	\$365,886.57	\$662,994.32	\$1,927,094.91	\$1,419,239.43	\$0.00	\$0.00	\$0.00	\$0.00	\$0.00	\$0.00	\$0.00	\$5,162,603.77	\$533,281.03
4410 Ayudas sociales a personas	\$5,695,884.80	\$787,388.54	\$365,886.57	\$662,994.32	\$1,927,094.91	\$1,419,239.43	\$0.00	\$0.00	\$0.00	\$0.00	\$0.00	\$0.00	\$0.00	\$5,162,603.77	\$533,281.03
4411 Ayudas sociales a personas	\$5,695,884.80	\$787,388.54	\$365,886.57	\$662,994.32	\$1,927,094.91	\$1,419,239.43	\$0.00	\$0.00	\$0.00	\$0.00	\$0.00	\$0.00	\$0.00	\$5,162,603.77	\$533,281.03
4430 Ayudas sociales a instituciones de enseñar	\$29,764.80	\$0.00	\$0.00	\$0.00	\$0.00	\$0.00	\$0.00	\$0.00	\$0.00	\$0.00	\$0.00	\$0.00	\$0.00	\$0.00	\$29,764.80
4431 Ayudas sociales a instituciones de enseñar	\$29,764.80	\$0.00	\$0.00	\$0.00	\$0.00	\$0.00	\$0.00	\$0.00	\$0.00	\$0.00	\$0.00	\$0.00	\$0.00	\$0.00	\$29,764.80
4440 Ayudas sociales a actividades científicas o	\$60,000.00	\$0.00	\$0.00	\$0.00	\$0.00	\$0.00	\$0.00	\$0.00	\$0.00	\$0.00	\$0.00	\$0.00	\$0.00	\$0.00	\$60,000.00
4441 Ayudas sociales a actividades científicas o	\$60,000.00	\$0.00	\$0.00	\$0.00	\$0.00	\$0.00	\$0.00	\$0.00	\$0.00	\$0.00	\$0.00	\$0.00	\$0.00	\$0.00	\$60,000.00
4500 PENSIONES Y JUBILACIONES	\$30,646.72	\$0.00	\$0.00	\$0.00	\$0.00	\$0.00	\$0.00	\$0.00	\$0.00	\$0.00	\$0.00	\$0.00	\$0.00	\$0.00	\$30,646.72
4510 Pensiones	\$30,646.72	\$0.00	\$0.00	\$0.00	\$0.00	\$0.00	\$0.00	\$0.00	\$0.00	\$0.00	\$0.00	\$0.00	\$0.00	\$0.00	\$30,646.72
4511 Pensiones	\$30,646.72	\$0.00	\$0.00	\$0.00	\$0.00	\$0.00	\$0.00	\$0.00	\$0.00	\$0.00	\$0.00	\$0.00	\$0.00	\$0.00	\$30,646.72
5000 BIENES MUEBLES, INMUEBLES E II	\$240,393.92	\$48,709.56	\$31,300.00	\$60,168.10	\$26,732.42	\$1,531.20	\$0.00	\$0.00	\$0.00	\$0.00	\$0.00	\$0.00	\$0.00	\$168,441.28	\$71,952.64
5100 MOBILIARIO Y EQUIPO DE ADMINISTRA	\$35,711.53	\$7,700.08	\$0.00	\$0.00	\$20,331.54	\$1,531.20	\$0.00	\$0.00	\$0.00	\$0.00	\$0.00	\$0.00	\$0.00	\$29,562.82	\$6,148.71
5110 Muebles de oficina y estantería	\$2,642.45	\$0.00	\$0.00	\$0.00	\$0.00	\$0.00	\$0.00	\$0.00	\$0.00	\$0.00	\$0.00	\$0.00	\$0.00	\$0.00	\$2,642.45
5111 Muebles de oficina y estantería	\$2,642.45	\$0.00	\$0.00	\$0.00	\$0.00	\$0.00	\$0.00	\$0.00	\$0.00	\$0.00	\$0.00	\$0.00	\$0.00	\$0.00	\$2,642.45
5150 Equipo de cómputo y de tecnología de la in	\$30,000.00	\$7,700.08	\$0.00	\$0.00	\$19,399.84	\$0.00	\$0.00	\$0.00	\$0.00	\$0.00	\$0.00	\$0.00	\$0.00	\$27,099.92	\$2,900.08
5151 Equipo de cómputo y de tecnología de la in	\$30,000.00	\$7,700.08	\$0.00	\$0.00	\$19,399.84	\$0.00	\$0.00	\$0.00	\$0.00	\$0.00	\$0.00	\$0.00	\$0.00	\$27,099.92	\$2,900.08
5190 Otros mobiliarios y equipos de administraci	\$3,069.08	\$0.00	\$0.00	\$0.00	\$931.70	\$1,531.20	\$0.00	\$0.00	\$0.00	\$0.00	\$0.00	\$0.00	\$0.00	\$2,462.90	\$606.18
5191 Otros mobiliarios y equipos de administraci	\$3,069.08	\$0.00	\$0.00	\$0.00	\$931.70	\$1,531.20	\$0.00	\$0.00	\$0.00	\$0.00	\$0.00	\$0.00	\$0.00	\$2,462.90	\$606.18
5200 MOBILIARIO Y EQUIPO EDUCACIONAL	\$11,464.96	\$0.00	\$0.00	\$0.00	\$931.70	\$0.00	\$0.00	\$0.00	\$0.00	\$0.00	\$0.00	\$0.00	\$0.00	\$0.00	\$11,464.96
5210 Equipos y aparatos audiovisuales	\$11,464.96	\$0.00	\$0.00	\$0.00	\$0.00	\$0.00	\$0.00	\$0.00	\$0.00	\$0.00	\$0.00	\$0.00	\$0.00	\$0.00	\$11,464.96
5211 Equipos y aparatos audiovisuales	\$11,464.96	\$0.00	\$0.00	\$0.00	\$0.00	\$0.00	\$0.00	\$0.00	\$0.00	\$0.00	\$0.00	\$0.00	\$0.00	\$0.00	\$11,464.96
5300 EQUIPO E INSTRUMENTAL MEDICO Y C	\$23,552.69	\$0.00	\$0.00	\$0.00	\$0.00	\$0.00	\$0.00	\$0.00	\$0.00	\$0.00	\$0.00	\$0.00	\$0.00	\$0.00	\$23,552.69
5320 Instrumental médico y de laboratorio	\$23,552.69	\$0.00	\$0.00	\$0.00	\$0.00	\$0.00	\$0.00	\$0.00	\$0.00	\$0.00	\$0.00	\$0.00	\$0.00	\$0.00	\$23,552.69
5321 Instrumental médico y de laboratorio	\$23,552.69	\$0.00	\$0.00	\$0.00	\$0.00	\$0.00	\$0.00	\$0.00	\$0.00	\$0.00	\$0.00	\$0.00	\$0.00	\$0.00	\$23,552.69
5600 MAQUINARIA, OTROS EQUIPOS Y HERRI	\$168,664.74	\$41,009.48	\$31,300.00	\$60,168.10	\$6,400.88	\$0.00	\$0.00	\$0.00	\$0.00	\$0.00	\$0.00	\$0.00	\$0.00	\$138,878.46	\$29,786.28
5620 Maquinaria y equipo industrial	\$133,300.00	\$41,009.48	\$31,300.00	\$60,168.10	\$0.00	\$0.00	\$0.00	\$0.00	\$0.00	\$0.00	\$0.00	\$0.00	\$0.00	\$132,477.58	\$2,822.42
5621 Maquinaria y equipo industrial	\$133,300.00	\$41,009.48	\$31,300.00	\$60,168.10	\$0.00	\$0.00	\$0.00	\$0.00	\$0.00	\$0.00	\$0.00	\$0.00	\$0.00	\$132,477.58	\$2,822.42
5650 Equipo de comunicación y telecomunicació	\$29,963.86	\$0.00	\$0.00	\$0.00	\$0.00	\$0.00	\$0.00	\$0.00	\$0.00	\$0.00	\$0.00	\$0.00	\$0.00	\$0.00	\$29,963.86
5651 Equipo de comunicación y telecomunicació	\$29,963.86	\$0.00	\$0.00	\$0.00	\$0.00	\$0.00	\$0.00	\$0.00	\$0.00	\$0.00	\$0.00	\$0.00	\$0.00	\$0.00	\$29,963.86
5670 Herramientas y máquinas-herramienta	\$6,400.88	\$0.00	\$0.00	\$0.00	\$6,400.88	\$0.00	\$0.00	\$0.00	\$0.00	\$0.00	\$0.00	\$0.00	\$0.00	\$6,400.88	\$0.00
5671 Herramientas y máquinas-herramienta	\$6,400.88	\$0.00	\$0.00	\$0.00	\$6,400.88	\$0.00	\$0.00	\$0.00	\$0.00	\$0.00	\$0.00	\$0.00	\$0.00	\$6,400.88	\$0.00
6000 INVERSIÓN PÚBLICA	\$155,376,742.77	\$2,444,923.12	\$11,275,457.47	\$5,072,219.28	\$14,616,775.44	\$10,607,693.44	\$0.00	\$0.00	\$0.00	\$0.00	\$0.00	\$0.00	\$0.00	\$44,017,069.38	\$111,359,673.39
6100 OBRA PÚBLICA EN BIENES DE DOMINIO	\$3,847,066.40	\$0.00	\$0.00	\$0.00	\$0.00	\$3,847,066.40	\$0.00	\$0.00	\$0.00	\$0.00	\$0.00	\$0.00	\$0.00	\$3,847,066.40	\$0.00
6120 Edificación no habitacional	\$999,000.00	\$0.00	\$0.00	\$0.00	\$0.00	\$999,000.00	\$0.00	\$0.00	\$0.00	\$0.00	\$0.00	\$0.00	\$0.00	\$999,000.00	\$0.00
6121 Edificación no habitacional	\$999,000.00	\$0.00	\$0.00	\$0.00	\$0.00	\$999,000.00	\$0.00	\$0.00	\$0.00	\$0.00	\$0.00	\$0.00	\$0.00	\$999,000.00	\$0.00
6150 Construcción de vías de comunicación	\$2,848,066.40	\$0.00	\$0.00	\$0.00	\$0.00	\$2,848,066.40	\$0.00	\$0.00	\$0.00	\$0.00	\$0.00	\$0.00	\$0.00	\$2,848,066.40	\$0.00



Ucr: EVELIN  
Rep: rptAnaliticoPresupuestoEgresos





**MUNICIPIO DE IZUCAR DE MATAMOROS**  
Estado de Puebla  
de Egresos Pagados por Capitulo del Gasto al 31/may/2  
Analitico Mer. (Cuentas con Movimientos)  
(Cifras en pesos y centavos)

Fecha y hora de Impresión: 09/jun/2016 04:26 p.m.

Objeto del Gasto	Presupuesto Vigente	Ene	Feb	Mar	Abr	May	Jun	Jul	Ago	Sep	Oct	Nov	Dic	Total	Diferencia (vigente - total)
6151 Construcción de vías de comunicación	\$2,848,066.40	\$0.00	\$0.00	\$0.00	\$0.00	\$2,848,066.40	\$0.00	\$0.00	\$0.00	\$0.00	\$0.00	\$0.00	\$0.00	\$2,848,066.40	\$0.00
6200 OBRA PÚBLICA EN BIENES PROPIOS	\$149,147,756.37	\$2,444,923.12	\$9,775,457.76	\$5,072,219.28	\$14,616,775.00	\$6,760,627.30	\$0.00	\$0.00	\$0.00	\$0.00	\$0.00	\$0.00	\$0.00	\$38,670,002.98	\$110,477,753.39
6210 Edificación habitacional	\$2,820,382.84	\$0.00	\$0.00	\$0.00	\$1,410,191.42	\$0.00	\$0.00	\$0.00	\$0.00	\$0.00	\$0.00	\$0.00	\$0.00	\$1,410,191.42	\$1,410,191.42
6211 Edificación habitacional	\$2,820,382.84	\$0.00	\$0.00	\$0.00	\$1,410,191.42	\$0.00	\$0.00	\$0.00	\$0.00	\$0.00	\$0.00	\$0.00	\$0.00	\$1,410,191.42	\$1,410,191.42
6220 Edificación no habitacional	\$22,033,083.17	\$0.00	\$6,175,962.11	\$2,127,043.71	\$4,857,661.96	\$4,277,940.67	\$0.00	\$0.00	\$0.00	\$0.00	\$0.00	\$0.00	\$0.00	\$17,438,608.45	\$4,594,474.72
6221 Edificación no habitacional	\$22,033,083.17	\$0.00	\$6,175,962.11	\$2,127,043.71	\$4,857,661.96	\$4,277,940.67	\$0.00	\$0.00	\$0.00	\$0.00	\$0.00	\$0.00	\$0.00	\$17,438,608.45	\$4,594,474.72
6230 Construcción de obras para el abastecimiento	\$972,749.29	\$0.00	\$0.00	\$0.00	\$972,749.29	\$0.00	\$0.00	\$0.00	\$0.00	\$0.00	\$0.00	\$0.00	\$0.00	\$972,749.29	\$0.00
6231 Construcción de obras para el abastecimiento	\$972,749.29	\$0.00	\$0.00	\$0.00	\$972,749.29	\$0.00	\$0.00	\$0.00	\$0.00	\$0.00	\$0.00	\$0.00	\$0.00	\$972,749.29	\$0.00
6240 División de terrenos y construcción de obra	\$98,127,369.60	\$0.00	\$461,335.98	\$0.00	\$2,132,049.62	\$0.00	\$0.00	\$0.00	\$0.00	\$0.00	\$0.00	\$0.00	\$0.00	\$2,593,385.60	\$95,533,984.00
6241 División de terrenos y construcción de obra	\$98,127,369.60	\$0.00	\$461,335.98	\$0.00	\$2,132,049.62	\$0.00	\$0.00	\$0.00	\$0.00	\$0.00	\$0.00	\$0.00	\$0.00	\$2,593,385.60	\$95,533,984.00
6250 Construcción de vías de comunicación	\$19,449,301.93	\$2,444,923.12	\$3,138,159.67	\$2,845,175.57	\$3,995,373.23	\$649,350.00	\$0.00	\$0.00	\$0.00	\$0.00	\$0.00	\$0.00	\$0.00	\$13,172,981.59	\$6,276,320.34
6251 Construcción de vías de comunicación	\$19,449,301.93	\$2,444,923.12	\$3,138,159.67	\$2,845,175.57	\$3,995,373.23	\$649,350.00	\$0.00	\$0.00	\$0.00	\$0.00	\$0.00	\$0.00	\$0.00	\$13,172,981.59	\$6,276,320.34
6290 Trabajos de acabados en edificaciones y o	\$5,744,869.54	\$0.00	\$0.00	\$0.00	\$1,248,790.00	\$1,833,336.63	\$0.00	\$0.00	\$0.00	\$0.00	\$0.00	\$0.00	\$0.00	\$3,082,086.63	\$2,662,782.91
6291 Trabajos de acabados en edificaciones y o	\$5,744,869.54	\$0.00	\$0.00	\$0.00	\$1,248,790.00	\$1,833,336.63	\$0.00	\$0.00	\$0.00	\$0.00	\$0.00	\$0.00	\$0.00	\$3,082,086.63	\$2,662,782.91
6300 PROYECTOS PRODUCTIVOS Y ACCION	\$2,381,920.00	\$0.00	\$1,500,000.00	\$0.00	\$0.00	\$0.00	\$0.00	\$0.00	\$0.00	\$0.00	\$0.00	\$0.00	\$0.00	\$1,500,000.00	\$881,920.00
6320 Ejecución de proyectos productivos no incl	\$2,381,920.00	\$0.00	\$1,500,000.00	\$0.00	\$0.00	\$0.00	\$0.00	\$0.00	\$0.00	\$0.00	\$0.00	\$0.00	\$0.00	\$1,500,000.00	\$881,920.00
6321 Ejecución de proyectos productivos no incl	\$2,381,920.00	\$0.00	\$1,500,000.00	\$0.00	\$0.00	\$0.00	\$0.00	\$0.00	\$0.00	\$0.00	\$0.00	\$0.00	\$0.00	\$1,500,000.00	\$881,920.00
<b>8000 PARTICIPACIONES Y APORTACION</b>	<b>\$893,464.67</b>	<b>\$430,672.87</b>	<b>\$433,464.67</b>	<b>\$0.00</b>	<b>\$0.00</b>	<b>\$0.00</b>	<b>\$0.00</b>	<b>\$0.00</b>	<b>\$0.00</b>	<b>\$0.00</b>	<b>\$0.00</b>	<b>\$0.00</b>	<b>\$0.00</b>	<b>\$864,137.54</b>	<b>\$29,327.13</b>
8500 CONVENIOS	\$893,464.67	\$430,672.87	\$433,464.67	\$0.00	\$0.00	\$0.00	\$0.00	\$0.00	\$0.00	\$0.00	\$0.00	\$0.00	\$0.00	\$864,137.54	\$29,327.13
8510 Convenios de resignación	\$893,464.67	\$430,672.87	\$433,464.67	\$0.00	\$0.00	\$0.00	\$0.00	\$0.00	\$0.00	\$0.00	\$0.00	\$0.00	\$0.00	\$864,137.54	\$29,327.13
8511 Convenios de resignación	\$893,464.67	\$430,672.87	\$433,464.67	\$0.00	\$0.00	\$0.00	\$0.00	\$0.00	\$0.00	\$0.00	\$0.00	\$0.00	\$0.00	\$864,137.54	\$29,327.13
<b>Total</b>	<b>\$251,400,391.80</b>	<b>\$10,265,686.00</b>	<b>\$18,683,861.00</b>	<b>\$12,661,542.00</b>	<b>\$26,590,377.00</b>	<b>\$20,426,218.00</b>	<b>\$0.00</b>	<b>\$0.00</b>	<b>\$0.00</b>	<b>\$0.00</b>	<b>\$0.00</b>	<b>\$0.00</b>	<b>\$0.00</b>	<b>\$86,629,700.06</b>	<b>\$202,770,691.54</b>

**MUNICIPIO DE IZUCAR DE MATAMOROS**  
 Estado de Puebla  
 Analítico Mer I de Egresos Pagados por Capítulo del Gasto al 31/may/;  
 (Cuentas con Movimientos)  
 (Cifras en pesos y centavos)

Fecha y hora de Impresión | 09/jun/2018 | 04:26 p.m.

Objeto del Gasto	Presupuesto Vigente	Ene	Feb	Mar	Abr	May	Jun	Jul	Ago	Sep	Oct	Nov	Dic	Total (Vigente - Total)	Diferencia
 <p><b>H. AYUNTAMIENTO IZUCAR DE MATAMOROS, PUEBLA</b>  <b>DR. MANUEL MADRERO GONZALEZ</b>  <b>PRESIDENCIA MUNICIPAL</b>  <b>2014 - 2018</b></p>	 <p><b>SECRETARIA GENERAL DEL H. AYUNTAMIENTO IZUCAR DE MATAMOROS, PUEBLA</b>  <b>DR. MARIA TERESA BOLANOS GARZA</b>  <b>2014 - 2018</b>  <b>SECRETARIO GENERAL</b></p>														
		 <p><b>CP. GUADALUPE ORSOLA CARRERA SIERRA</b>  <b>TESORERO MUNICIPAL</b></p>	 <p><b>TESORERIA MUNICIPAL H. AYUNTAMIENTO IZUCAR DE MATAMOROS, PUE. 2014 - 2018</b></p>												