



Usr: EVELIN
Rep: rptAnaliticoPresupuestoIngresos

MUNICIPIO DE IZUCAR DE MATAMOROS
Estado de Puebla
Estado Analítico Mensual de Ingresos
Al 31/may/2018

Fecha y hora de Impresión 09/jun/2018 04:23 p.m.

Presupuesto Vigente	Ene	Feb	Mar	Abr	May	Jun	Jul	Ago	Sep	Oct	Nov	Dic	Total (Vigente - Total)	Diferencia (Vigente - Total)
11														
Impuestos sobre los ingresos	\$422,260.80	\$2,702,089.37	\$783,104.57	\$1,492,594.81	\$2,476,617.15	\$0.00	\$0.00	\$0.00	\$0.00	\$0.00	\$0.00	\$0.00	\$6,866,830.70	-\$6,444,569.90
11-01														
DIVERSIONES Y ESPECTACULOS F	\$36,420.80	\$0.00	\$1,800.00	\$25,000.00	\$0.00	\$0.00	\$0.00	\$0.00	\$0.00	\$0.00	\$0.00	\$0.00	\$26,800.00	\$9,620.80
11-02														
OTROS INGRESOS	\$385,840.00	\$873,770.94	\$784,904.57	\$1,467,594.81	\$2,476,617.15	\$0.00	\$0.00	\$0.00	\$0.00	\$0.00	\$0.00	\$0.00	\$6,835,167.70	-\$6,449,327.90
11-07														
INGRESOS POR IDENTIFICAR	\$0.00	\$4,863.00	\$0.00	\$0.00	\$0.00	\$0.00	\$0.00	\$0.00	\$0.00	\$0.00	\$0.00	\$0.00	\$4,863.00	-\$4,863.00
12														
Impuestos sobre el patrimonio	\$4,078,880.00	\$1,339,145.96	\$2,225,662.64	\$690,039.96	\$548,577.81	\$0.00	\$0.00	\$0.00	\$0.00	\$0.00	\$0.00	\$0.00	\$4,803,426.17	-\$724,546.17
12-01														
PREDIAL URBANO	\$1,653,600.00	\$1,026,515.09	\$1,641,635.90	\$472,228.86	\$322,045.74	\$0.00	\$0.00	\$0.00	\$0.00	\$0.00	\$0.00	\$0.00	\$3,462,425.59	-\$1,808,825.11
12-02														
ADQUISICION DE BIENES INMUEBL	\$771,680.00	\$0.00	\$0.00	\$0.00	\$0.00	\$0.00	\$0.00	\$0.00	\$0.00	\$0.00	\$0.00	\$0.00	\$0.00	\$771,680.00
12-04														
PREDIAL RUSTICO	\$1,653,600.00	\$49,989.96	\$77,029.96	\$31,606.39	\$17,415.59	\$0.00	\$0.00	\$0.00	\$0.00	\$0.00	\$0.00	\$0.00	\$175,441.90	\$1,478,158.10
12-07														
PREDIAL REZAGOS	\$0.00	\$263,240.91	\$506,996.78	\$186,204.71	\$209,116.28	\$0.00	\$0.00	\$0.00	\$0.00	\$0.00	\$0.00	\$0.00	\$1,165,558.68	-\$1,165,558.68
13														
Impuestos sobre la producción, el consu	\$0.00	\$145,579.48	\$182,752.53	\$116,267.03	\$0.00	\$0.00	\$0.00	\$0.00	\$0.00	\$0.00	\$0.00	\$0.00	\$542,683.60	-\$542,683.60
13-01														
ADQUISICION DE BIENES INMUEBI	\$0.00	\$145,579.48	\$182,752.53	\$116,267.03	\$0.00	\$0.00	\$0.00	\$0.00	\$0.00	\$0.00	\$0.00	\$0.00	\$542,683.60	-\$542,683.60
14														
Impuestos al comercio exterior	\$0.00	\$0.00	\$0.00	\$0.00	\$0.00	\$0.00	\$0.00	\$0.00	\$0.00	\$0.00	\$0.00	\$0.00	\$350,921.00	-\$350,921.00
14-01														
INGRESOS RASTRO MUNICIPAL	\$0.00	\$0.00	\$0.00	\$0.00	\$0.00	\$0.00	\$0.00	\$0.00	\$0.00	\$0.00	\$0.00	\$0.00	\$350,921.00	-\$350,921.00
41														
Derechos por el uso, goce, aprovechar	\$1,653,600.00	\$0.00	\$0.00	\$0.00	\$0.00	\$0.00	\$0.00	\$0.00	\$0.00	\$0.00	\$0.00	\$0.00	\$0.00	\$1,653,600.00
41-01														
POR USO DE SUELO	\$1,653,600.00	\$0.00	\$0.00	\$0.00	\$0.00	\$0.00	\$0.00	\$0.00	\$0.00	\$0.00	\$0.00	\$0.00	\$0.00	\$1,653,600.00
43														
Derechos por prestación de servicios	\$1,984,320.00	\$1,240,305.50	\$45,565.50	\$1,988,958.83	\$519,693.18	\$0.00	\$0.00	\$0.00	\$0.00	\$0.00	\$0.00	\$0.00	\$3,794,513.01	-\$1,610,193.01
43-01														
EJECUCION DE OBRAS PUBLICAS	\$1,322,860.00	\$204,841.37	\$0.00	\$500,203.96	\$71,045.85	\$0.00	\$0.00	\$0.00	\$0.00	\$0.00	\$0.00	\$0.00	\$776,091.18	\$546,788.82
43-02														
SERVICIOS DE ALUMBRADO PUBLI	\$330,720.00	\$0.00	\$0.00	\$0.00	\$0.00	\$0.00	\$0.00	\$0.00	\$0.00	\$0.00	\$0.00	\$0.00	\$0.00	\$330,720.00
43-03														
SERVICIOS DE PANTEONES	\$0.00	\$16,689.50	\$0.00	\$40,304.00	\$12,679.00	\$0.00	\$0.00	\$0.00	\$0.00	\$0.00	\$0.00	\$0.00	\$69,672.50	-\$69,672.50
43-05														
SERVICIOS	\$0.00	\$47,184.65	\$0.00	\$220,537.89	\$24,730.20	\$0.00	\$0.00	\$0.00	\$0.00	\$0.00	\$0.00	\$0.00	\$292,452.74	-\$292,452.74
43-06														
RECOLECCION DE DESECHOS SOL	\$0.00	\$82,384.48	\$0.00	\$315,385.02	\$34,461.60	\$0.00	\$0.00	\$0.00	\$0.00	\$0.00	\$0.00	\$0.00	\$432,231.10	-\$432,231.10
43-08														
ANUNCIOS Y CARTELES PUBLICITZ	\$0.00	\$17,541.00	\$0.00	\$94,424.46	\$51,279.36	\$0.00	\$0.00	\$0.00	\$0.00	\$0.00	\$0.00	\$0.00	\$163,244.82	-\$163,244.82
43-10														
SERVICIOS DE PREST. EN MATERII	\$0.00	\$818,189.00	\$0.00	\$756,400.50	\$257,498.17	\$0.00	\$0.00	\$0.00	\$0.00	\$0.00	\$0.00	\$0.00	\$1,832,087.67	-\$1,832,087.67
43-11														
DER POR EXPEDICION DE CONSTA	\$0.00	\$49,926.50	\$45,565.50	\$44,986.50	\$42,704.00	\$0.00	\$0.00	\$0.00	\$0.00	\$0.00	\$0.00	\$0.00	\$183,171.50	-\$183,171.50
43-14														
DER EXPEDICION DE CONSTANCIA	\$330,720.00	\$3,549.00	\$0.00	\$16,204.00	\$25,295.00	\$0.00	\$0.00	\$0.00	\$0.00	\$0.00	\$0.00	\$0.00	\$45,048.00	-\$285,672.00
43-15														
EXPEDICION CERTIFICACIONES Y C	\$0.00	\$0.00	\$0.00	\$0.00	\$0.00	\$0.00	\$0.00	\$0.00	\$0.00	\$0.00	\$0.00	\$0.00	\$513.50	-\$513.50
51														
Productos de tipo corriente	\$4,409,600.00	\$561,736.82	\$90,898.40	\$1,922,787.42	\$590,209.84	\$0.00	\$0.00	\$0.00	\$0.00	\$0.00	\$0.00	\$0.00	\$3,170,768.41	\$1,238,831.59
51-01														
Productos de tipo corriente, Productor:	\$0.00	\$130,877.82	\$0.00	\$1,036,739.82	\$89,423.02	\$0.00	\$0.00	\$0.00	\$0.00	\$0.00	\$0.00	\$0.00	\$1,257,040.76	-\$1,257,040.76
51-01-01														
INGRESOS POR CEDULAS DE EMF	\$0.00	\$100,402.80	\$0.00	\$272,434.79	\$76,423.02	\$0.00	\$0.00	\$0.00	\$0.00	\$0.00	\$0.00	\$0.00	\$448,260.61	-\$448,260.61
51-01-02														
INGRESOS POR LICENCIAS DE FU	\$0.00	\$30,475.02	\$0.00	\$764,305.13	\$13,000.00	\$0.00	\$0.00	\$0.00	\$0.00	\$0.00	\$0.00	\$0.00	\$807,780.15	-\$807,780.15
51-02														
Productos de tipo corriente, Enajenac	\$0.00	\$0.00	\$0.00	\$36,817.00	\$10,860.00	\$0.00	\$0.00	\$0.00	\$0.00	\$0.00	\$0.00	\$0.00	\$90,182.00	-\$90,182.00
51-02-01														
INGRESOS MERCADO, M. C. A., P	\$0.00	\$37,375.00	\$0.00	\$36,817.00	\$10,860.00	\$0.00	\$0.00	\$0.00	\$0.00	\$0.00	\$0.00	\$0.00	\$90,182.00	-\$90,182.00
51-03														
Productos de tipo corriente, Accesorit	\$0.00	\$68,872.00	\$0.00	\$133,608.00	\$93,021.00	\$0.00	\$0.00	\$0.00	\$0.00	\$0.00	\$0.00	\$0.00	\$303,501.00	-\$303,501.00
51-03-01														
INGRESOS MERCADO, PISO	\$0.00	\$3,240.00	\$0.00	\$8,430.00	\$4,660.00	\$0.00	\$0.00	\$0.00	\$0.00	\$0.00	\$0.00	\$0.00	\$16,330.00	-\$16,330.00
51-03-02														
INGRESOS MERCADO, TRASLAD	\$0.00	\$6,400.00	\$0.00	\$4,000.00	\$3,200.00	\$0.00	\$0.00	\$0.00	\$0.00	\$0.00	\$0.00	\$0.00	\$13,600.00	-\$13,600.00



USR: EVELIN
Rep rptAnaliticoPresupuestoIngresos

MUNICIPIO DE IZÚCAR DE MATAMOROS

Estado de Puebla

Estado Analítico Mensual de Ingresos

Al 31/may/2018

Fecha y hora de impresión
09/jun/2018
04:23 p.m.

Rubro de Ingreso	Presupuesto Vigente	Ene	Feb	Mar	Abr	May	Jun	Jul	Ag	Sep	Oct	Nov	Dic	Total (Vigente - Total)	Diferencia (Vigente - Total)	
51-03-03	INGRESOS MERCADO , RECOLECI	\$0.00	\$19,825.00	\$0.00	\$32,960.00	\$18,000.00	\$0.00	\$0.00	\$0.00	\$0.00	\$0.00	\$0.00	\$0.00	\$70,785.00	-\$70,785.00	
51-03-04	INGRESOS MERCADO , ESTACION	\$0.00	\$5,665.00	\$0.00	\$9,580.00	\$6,155.00	\$0.00	\$0.00	\$0.00	\$0.00	\$0.00	\$0.00	\$0.00	\$21,420.00	-\$21,420.00	
51-03-05	INGRESOS MERCADO , SANITARI	\$0.00	\$51,722.00	\$0.00	\$78,638.00	\$51,006.00	\$0.00	\$0.00	\$0.00	\$0.00	\$0.00	\$0.00	\$0.00	\$181,366.00	-\$181,366.00	
51-04	Productos de tipo corriente, Otros Pro	\$4,409,600.00	\$343,987.00	\$53,523.40	\$715,622.50	\$406,905.62	\$6.13	\$0.00	\$0.00	\$0.00	\$0.00	\$0.00	\$0.00	\$1,520,044.65	\$2,889,555.35	
51-04-03	ESPACIOS TEMPORALES EN ?REF	\$0.00	\$97,940.00	\$0.00	\$141,879.00	\$94,255.00	\$0.00	\$0.00	\$0.00	\$0.00	\$0.00	\$0.00	\$0.00	\$333,974.00	-\$333,974.00	
51-04-04	VENTA DE FORMATOS OFICIALES	\$4,409,600.00	\$52,875.00	\$51,005.50	\$48,250.50	\$48,704.00	\$0.00	\$0.00	\$0.00	\$0.00	\$0.00	\$0.00	\$0.00	\$2,000,835.00	\$4,208,765.00	
51-04-05	SANITARIOS PUBLICOS	\$0.00	\$171,562.00	\$0.00	\$330,691.00	\$213,497.00	\$0.00	\$0.00	\$0.00	\$0.00	\$0.00	\$0.00	\$0.00	\$7,460.00	-\$7,460.00	
51-04-09	TRASLADO DE MDO ALATRISTE	\$0.00	\$0.00	\$0.00	\$7,460.00	\$0.00	\$0.00	\$0.00	\$0.00	\$0.00	\$0.00	\$0.00	\$0.00	\$0.00	\$0.00	\$0.00
51-04-15	TEM NAVIDEZA	\$0.00	\$8,980.00	\$0.00	\$1,100.00	\$100.00	\$0.00	\$0.00	\$0.00	\$0.00	\$0.00	\$0.00	\$0.00	\$10,180.00	-\$10,180.00	
51-04-16	RENTA DE BIENES INMUEBLES DE	\$0.00	\$0.00	\$0.00	\$144,117.83	\$13,028.00	\$0.00	\$0.00	\$0.00	\$0.00	\$0.00	\$0.00	\$0.00	\$157,145.83	-\$157,145.83	
51-04-17	TEMPORADA DIA DE LA CANDELA	\$0.00	\$725.00	\$0.00	\$4,615.00	\$0.00	\$0.00	\$0.00	\$0.00	\$0.00	\$0.00	\$0.00	\$0.00	\$5,340.00	-\$5,340.00	
51-04-18	TEMPORADA 14 DE FEBRERO	\$0.00	\$0.00	\$0.00	\$900.00	\$0.00	\$0.00	\$0.00	\$0.00	\$0.00	\$0.00	\$0.00	\$0.00	\$900.00	-\$900.00	
51-04-19	FERIA DE CORPUS	\$0.00	\$100.00	\$0.00	\$0.00	\$0.00	\$0.00	\$0.00	\$0.00	\$0.00	\$0.00	\$0.00	\$0.00	\$100.00	-\$100.00	
51-04-28	INTERESES FONDO FISM	\$0.00	\$0.00	\$1,425.31	\$3,818.07	\$0.00	\$0.00	\$0.00	\$0.00	\$0.00	\$0.00	\$0.00	\$0.00	\$5,243.38	-\$5,243.38	
51-04-30	REVISION MEDICA	\$0.00	\$11,280.00	\$0.00	\$20,320.00	\$30,080.00	\$0.00	\$0.00	\$0.00	\$0.00	\$0.00	\$0.00	\$0.00	\$61,680.00	-\$61,680.00	
51-04-31	REPOSICION DE RECIBO	\$0.00	\$400.00	\$0.00	\$6,300.00	\$800.00	\$0.00	\$0.00	\$0.00	\$0.00	\$0.00	\$0.00	\$0.00	\$9,500.00	-\$9,500.00	
51-04-32	INTERESES FORTAMUN	\$0.00	\$0.00	\$1,082.59	\$2,690.73	\$5,841.62	\$6.13	\$0.00	\$0.00	\$0.00	\$0.00	\$0.00	\$0.00	\$9,631.07	-\$9,631.07	
51-04-33	SELLO DE FIERRO QUEMADO	\$0.00	\$225.00	\$0.00	\$1,200.00	\$600.00	\$0.00	\$0.00	\$0.00	\$0.00	\$0.00	\$0.00	\$0.00	\$2,025.00	-\$2,025.00	
51-04-39	INTERESES EXCEDENTE DE OBR/	\$0.00	\$0.00	\$0.00	\$280.37	\$0.00	\$0.00	\$0.00	\$0.00	\$0.00	\$0.00	\$0.00	\$0.00	\$280.37	-\$280.37	
61	Aprovechamientos de tipo comente	\$2,976,480.00	\$150,248.14	\$99,272.72	\$161,150.71	\$136,679.52	\$0.00	\$0.00	\$0.00	\$0.00	\$0.00	\$0.00	\$0.00	\$547,351.09	\$2,429,128.91	
61-02-01	Multas	\$2,976,480.00	\$150,248.14	\$99,272.72	\$161,150.71	\$136,679.52	\$0.00	\$0.00	\$0.00	\$0.00	\$0.00	\$0.00	\$0.00	\$547,351.09	\$2,429,128.91	
61-02-02	RECARGOS	\$2,259,820.00	\$1,242.34	\$2,056.52	\$21,426.61	\$4,349.83	\$0.00	\$0.00	\$0.00	\$0.00	\$0.00	\$0.00	\$0.00	\$29,075.30	\$2,230,844.70	
61-02-04	INFRACCIONES	\$689,649.95	\$68,152.00	-\$400.00	\$110,786.00	\$110,314.50	\$0.00	\$0.00	\$0.00	\$0.00	\$0.00	\$0.00	\$0.00	\$308,852.50	\$380,997.45	
61-02-10	MULTAS DE JUEZ CALIFICADOR	\$26,710.05	\$0.00	\$0.00	\$0.00	\$0.00	\$0.00	\$0.00	\$0.00	\$0.00	\$0.00	\$0.00	\$0.00	\$0.00	\$26,710.05	
81	ACTUALIZACIONES	\$0.00	\$60,863.80	\$97,616.20	\$28,938.10	\$22,015.19	\$0.00	\$0.00	\$0.00	\$0.00	\$0.00	\$0.00	\$0.00	\$209,423.29	-\$209,423.29	
81-01	Participaciones	\$58,914,130.08	\$5,488,439.50	\$5,779,036.70	\$7,507,283.62	\$5,609,379.34	\$7,074,460.76	\$0.00	\$0.00	\$0.00	\$0.00	\$0.00	\$0.00	\$31,498,599.92	\$27,455,530.00	
82	Aportaciones	\$95,908,800.00	\$857,197.80	\$9,016,346.31	\$9,020,130.33	\$8,995,305.77	\$4,116,242.46	\$0.00	\$0.00	\$0.00	\$0.00	\$0.00	\$0.00	\$15,716,913.00	\$28,379,087.00	
82-01	FONDO GENERAL DE PARTICIPACI	\$58,914,130.08	\$5,488,439.50	\$5,779,036.70	\$7,507,283.62	\$5,609,379.34	\$7,074,460.76	\$0.00	\$0.00	\$0.00	\$0.00	\$0.00	\$0.00	\$32,005,222.67	\$63,903,577.00	
82-02	RADICACIONES BRUTAS FISM	\$44,096,000.00	\$0.00	\$3,929,228.25	\$3,929,228.25	\$3,929,228.25	\$0.00	\$0.00	\$0.00	\$0.00	\$0.00	\$0.00	\$0.00	\$14,694,595.80	\$37,118,204.00	
82-05	FONDO GASOLINA Y DIESEL	\$0.00	\$119,801.72	\$125,905.29	\$126,069.40	\$112,920.19	\$124,308.96	\$0.00	\$0.00	\$0.00	\$0.00	\$0.00	\$0.00	\$609,005.47	-\$609,005.47	
82-08	FONDO DE COMPENSACION	\$0.00	\$60,868.84	\$63,014.26	\$62,826.34	\$54,958.73	\$62,705.25	\$0.00	\$0.00	\$0.00	\$0.00	\$0.00	\$0.00	\$304,313.42	-\$304,313.42	
82-09	FONDO DE FISCALIZACION Y RECA	\$0.00	\$673,597.99	\$0.00	\$0.00	\$0.00	\$0.00	\$0.00	\$0.00	\$0.00	\$0.00	\$0.00	\$0.00	\$673,597.99	-\$673,597.99	
82-10	FONDO DE EXTRACCION DE HIDRC	\$0.00	\$2,989.25	\$0.00	\$3,807.74	\$0.00	\$0.00	\$0.00	\$0.00	\$0.00	\$0.00	\$0.00	\$0.00	\$6,796.99	-\$6,796.99	
83	Convenios	\$661,440.00	\$59,502.97	\$0.00	\$0.00	\$44,531.38	\$5,207,261.09	\$0.00	\$0.00	\$0.00	\$0.00	\$0.00	\$0.00	\$6,211,295.44	-\$5,549,855.00	



USR: EVELIN
Rep: rptAnaliticoPresupuestoIngresos

MUNICIPIO DE IZÚCAR DE MATAMOROS

Estado de Puebla


Estado Analítico Mensual de Ingresos

Al 31/may/2018


Fecha y hora de Impresión | 09/jun/2018 | 04:23 p.m.

Rubro de Ingreso	Presupuesto Vigente	Ene	Feb	Mar	Abr	May	Jun	Jul	Agc	Sep	Oct	Nov	Dic	Total (Vigente - Total)	Diferencia (Vigente - Total)
83-01 CTA 6652 PROYECTOS DE DESAF	\$661,440.00	\$0.00	\$0.00	\$0.00	\$0.00	\$0.00	\$0.00	\$0.00	\$0.00	\$0.00	\$0.00	\$0.00	\$0.00	\$0.00	\$661,440.00
83-13 AFORTACION AL CERESO-2017	\$0.00	\$959,502.97	\$0.00	\$0.00	\$44,531.38	\$707,261.08	\$0.00	\$0.00	\$0.00	\$0.00	\$0.00	\$0.00	\$0.00	\$1,711,295.44	-\$1,711,295.44
83-17 FONDO DE CULTURA 2017	\$0.00	\$0.00	\$0.00	\$0.00	\$0.00	\$4,500,000.00	\$0.00	\$0.00	\$0.00	\$0.00	\$0.00	\$0.00	\$0.00	\$4,500,000.00	-\$4,500,000.00
91 Transferencias Internas y Asignaciones	\$6,614,400.00	\$0.00	\$0.00	\$0.00	\$0.00	\$0.00	\$0.00	\$0.00	\$0.00	\$0.00	\$0.00	\$0.00	\$0.00	\$0.00	\$6,614,400.00
91-01 TRANSFERENCIAS INTERNAS Y AS	\$6,614,400.00	\$0.00	\$0.00	\$0.00	\$0.00	\$0.00	\$0.00	\$0.00	\$0.00	\$0.00	\$0.00	\$0.00	\$0.00	\$0.00	\$6,614,400.00
92 Transferencias al Resto del Sector Púb	\$10,803,520.00	\$0.00	\$0.00	\$0.00	\$0.00	\$0.00	\$0.00	\$0.00	\$0.00	\$0.00	\$0.00	\$0.00	\$0.00	\$0.00	\$10,803,520.00
92-01 TRANSFERENCIAS AL RESTO DEL :	\$10,803,520.00	\$0.00	\$0.00	\$0.00	\$0.00	\$0.00	\$0.00	\$0.00	\$0.00	\$0.00	\$0.00	\$0.00	\$0.00	\$0.00	\$10,803,520.00
93 Subsidios y Subvenciones	\$6,614,400.00	\$0.00	\$0.00	\$0.00	\$0.00	\$0.00	\$0.00	\$0.00	\$0.00	\$0.00	\$0.00	\$0.00	\$0.00	\$0.00	\$6,614,400.00
93-01 SUBSIDIOS Y SEBENCIONES	\$6,614,400.00	\$0.00	\$0.00	\$0.00	\$0.00	\$0.00	\$0.00	\$0.00	\$0.00	\$0.00	\$0.00	\$0.00	\$0.00	\$0.00	\$6,614,400.00
94 Ayudas sociales	\$1,102,400.00	\$0.00	\$0.00	\$0.00	\$0.00	\$0.00	\$0.00	\$0.00	\$0.00	\$0.00	\$0.00	\$0.00	\$0.00	\$0.00	\$1,102,400.00
94-01 AYUDAS SOCIALES	\$1,102,400.00	\$0.00	\$0.00	\$0.00	\$0.00	\$0.00	\$0.00	\$0.00	\$0.00	\$0.00	\$0.00	\$0.00	\$0.00	\$0.00	\$1,102,400.00
95 Pensiones y Jubilaciones	\$330,720.00	\$0.00	\$0.00	\$0.00	\$0.00	\$0.00	\$0.00	\$0.00	\$0.00	\$0.00	\$0.00	\$0.00	\$0.00	\$0.00	\$330,720.00
95-01 PENSIONES Y JUBILACIONES	\$330,720.00	\$0.00	\$0.00	\$0.00	\$0.00	\$0.00	\$0.00	\$0.00	\$0.00	\$0.00	\$0.00	\$0.00	\$0.00	\$0.00	\$330,720.00
Total	\$196,474,500.00	\$20,141,613.97	\$20,974,434.33	\$18,037,055.81	\$18,879,777.77	\$0.00	\$0.00	\$0.00	\$0.00	\$0.00	\$0.00	\$0.00	\$0.00	\$89,751,612.01	\$106,723,338.00


**H. AYUNTAMIENTO
IZÚCAR DE MATAMOROS, PUEBLA
PRESIDENCIA MUNICIPAL
2014 - 2018**


D.C. MANUEL MADERO GONZALEZ
PRESIDENTE MUNICIPAL

**H. AYUNTAMIENTO
IZÚCAR DE MATAMOROS, PUEBLA
PRESIDENCIA MUNICIPAL
2014 - 2018**


CP. GUADALUPE ESCOBAR
TESORERO MUNICIPAL

**SECRETARIA GENERAL
H. AYUNTAMIENTO IZÚCAR
DE MATAMOROS, PUEBLA
2014 - 2018**


MARIATERESA BOLAÑOS GARGA
SECRETARIA GENERAL